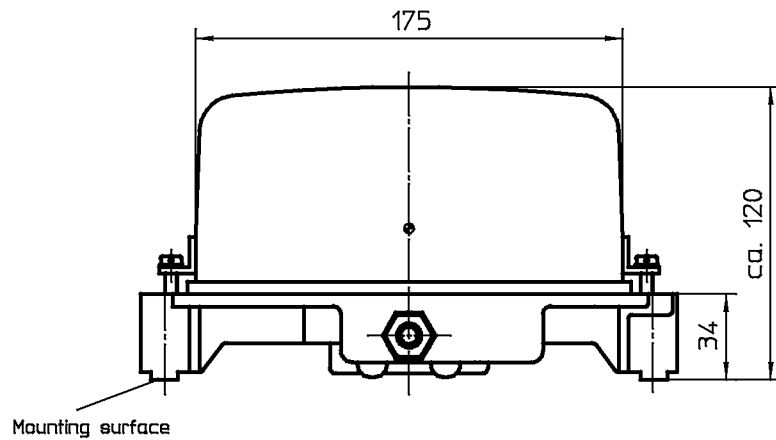
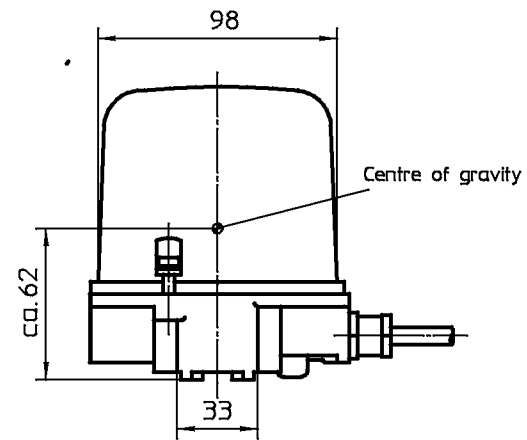


230
M 15

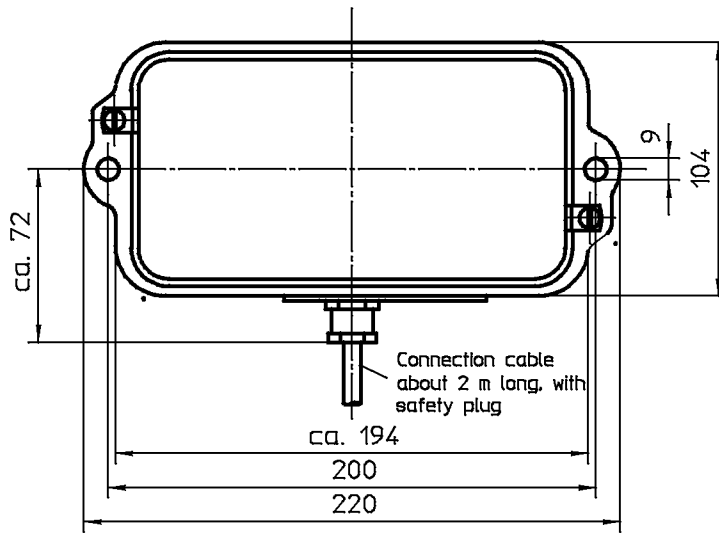


Degree of protection: IP55



G_{n, min} = 0,2 kg
G_{n, max} = 3,0 kg

Drawing-no. of the characteristic curve data sheet: VIB 11-787
Drawing-no. of the spare part list: VIB 06-208



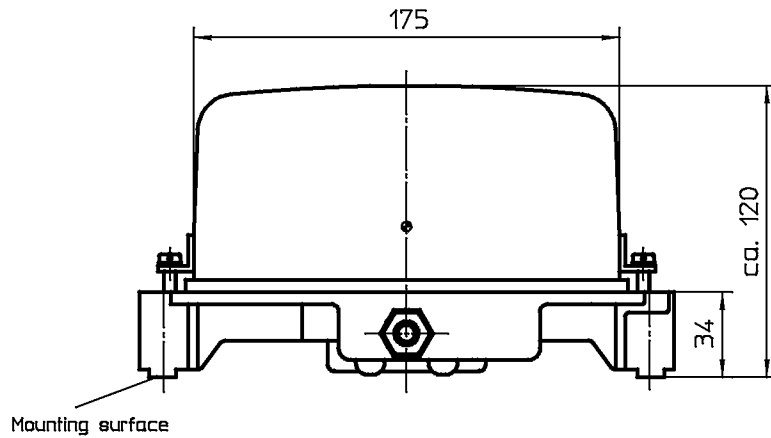
50
M 11

Mounting elements for	
Taphole	Trough hole
2 Hexagon screw ISO 4016-M8 x50-8.8-A3G	2 Hexagon screw ISO 4016-M8 x...-8.8-A3G
2 Spring washer DIN 128-A8 -FST-A2E	4 Hexagon nut ISO 4032-M8 -8-A3G
Maximum length of screw ...mm	

Weight of the vibrator: 3,1 kg

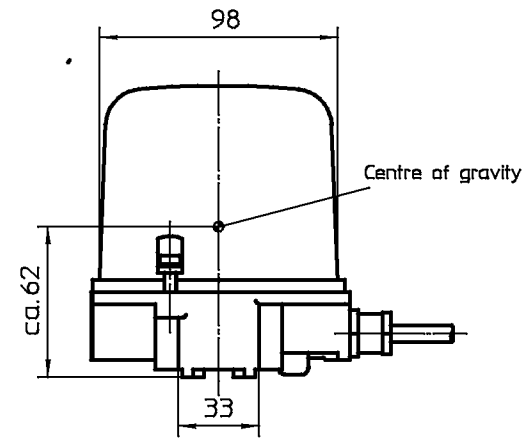
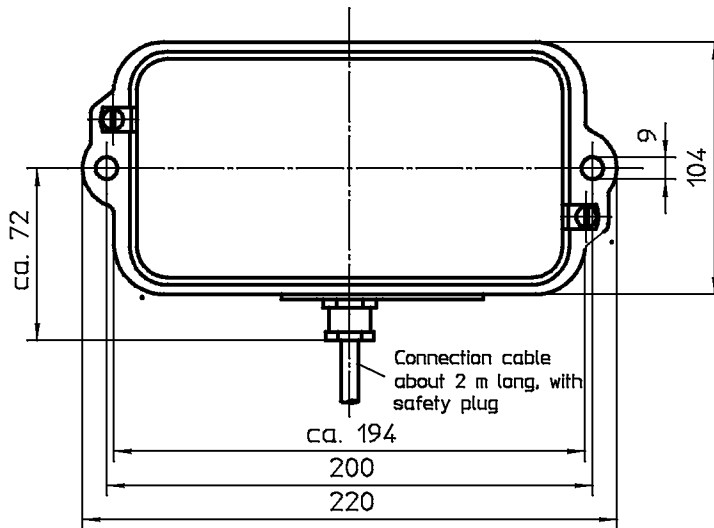
Please observe protection notes according to DIN 34		Welding-construction EN ISO 13920-CF		Scale 1:2	
ISO 128		Date	Name	Description	
		Drawn 24.04.2002	Beiffuse	Magnetic Vibrator	
		Checked		MV 1/100-4 230V	
		Standard		Drawing-no. 04_653_EN	
		AVITEQ Vibrationstechnik		Version 0	Page 1 of 1 Pages
Status	Changes	Date	Name	Origin	Replaced by

50
M 15



Degree of protection: IP55

50
M 11



Gn, min = 0,2 kg
Gn,max = 3,0 kg

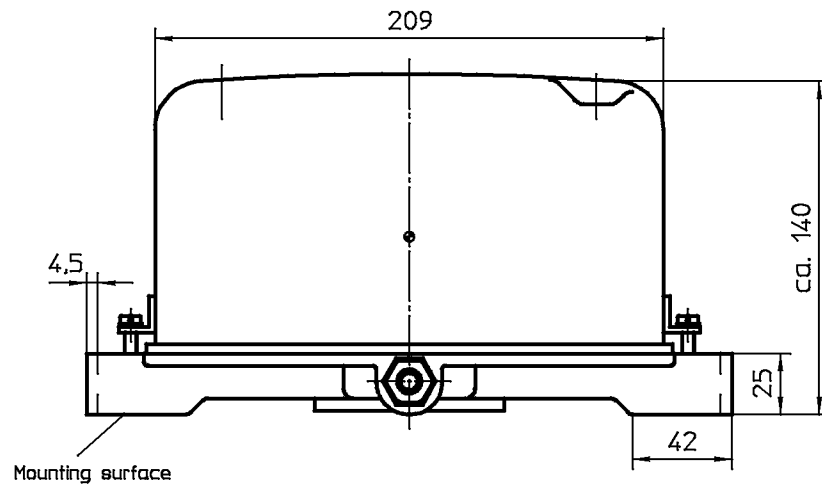
Drawing-no. of the characteristic curve data sheet: VIB 11-788
Drawing-no. of the spare part list: VIB 06-209

Mounting elements for	
Taphole	Trough hole
2 Hexagon screw ISO 4016-M8 x50-8.8-A3G	2 Hexagon screw ISO 4016-M8 x...-8.8-A3G
2 Spring washer DIN 128-A8 -FST-A2E	4 Hexagon nut ISO 4032-M8 -8-A3G
Maximum length of screw ...mm	

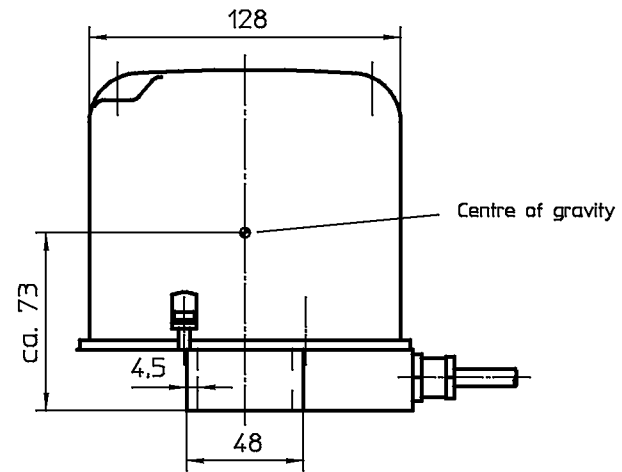
Weight of the vibrator: 3,1 kg

Please observe protection notes according to DIN 34		Welding-construction EN ISO 13920-CF		Scale 1:2	
ISO 128		Date	Name	Description	
		24.04.2002	Bell fuse	Magnetic Vibrator	
		Checked		MV 1/120-4 220V	
		Standard		Drawing-no. 04_659_EN	
		AVITEO Vibrationstechnik		Version 0	Page 1 of 1 Pages
Status	Changes	Date	Name	Origin	Substituted for / Replaced by

250
M 15

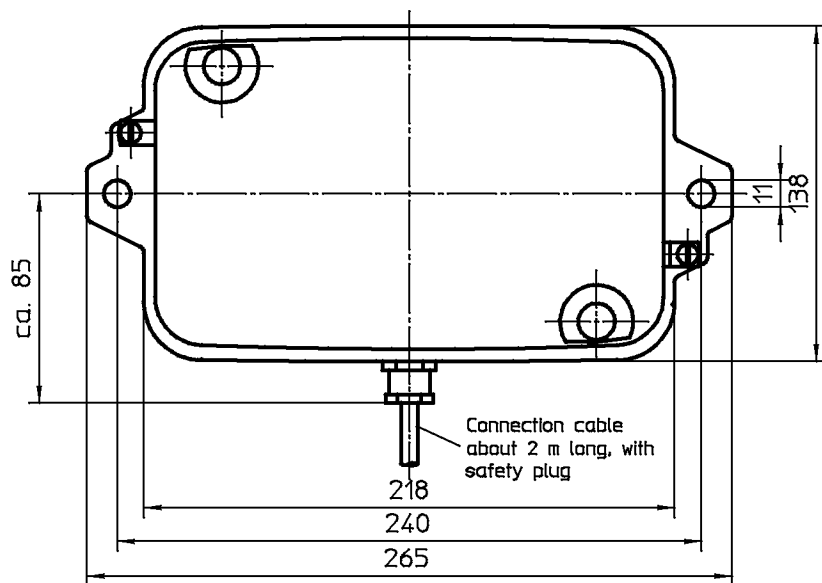


Degree of protection: IP55



Gn, min = 1,0 kg
Gn,max = 6,0 kg

Drawing-no. of the characteristic curve data sheet: VIB 11-789
Drawing-no. of the spare part list: VIB 06-338



50
M 11

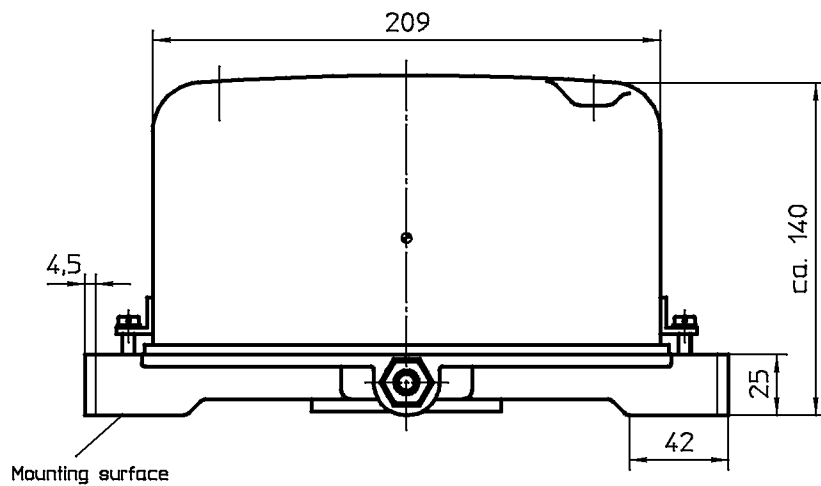
Connection cable about 2 m long, with safety plug

Mounting elements for	
Taphole	Trough hole
2 Hexagon screw ISO 4016-M10x50-8.8-A3G	2 Hexagon screw ISO 4016-M10x___-8.8-A3G
2 Spring washer DIN 128-A10-FST-A2E	4 Hexagon nut ISO 4032-M10-8-A3G
Maximum length of screw ...mm	

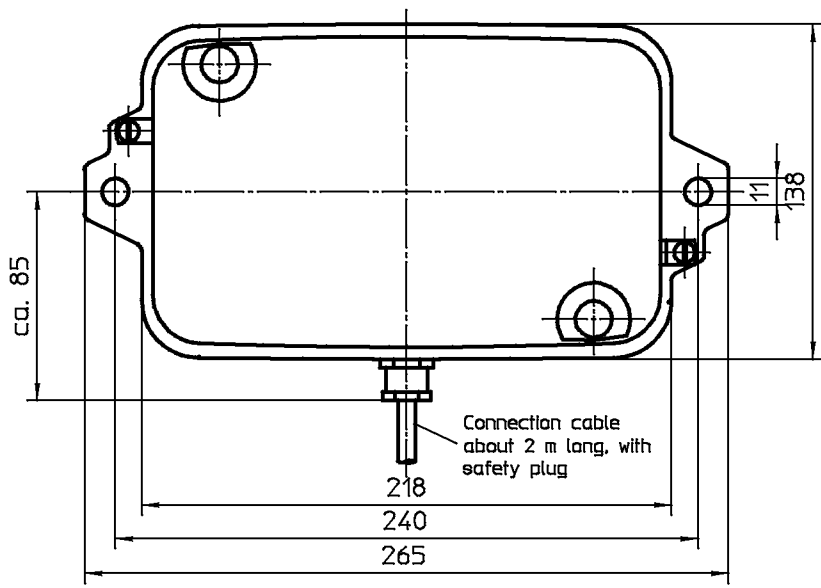
Weight of the vibrator: 7,0 kg

Please observe protection rates according to DIN 34		Welding-construction EN ISO 13920-CF		Scale 1:2	
ISO 128		Date	Name	Description	
		24.04.2002	Bellfuss	Magnetic Vibrator	
		Checked		MV 6/50-1 230V	
		Standard		Drawing-no. 04_654_EN	
		AVITEO Vibrationstechnik		Version 0	Page 1 of 1 Pages
Status	Changes	Date	Name	Origin	Substitute for / Replaced by

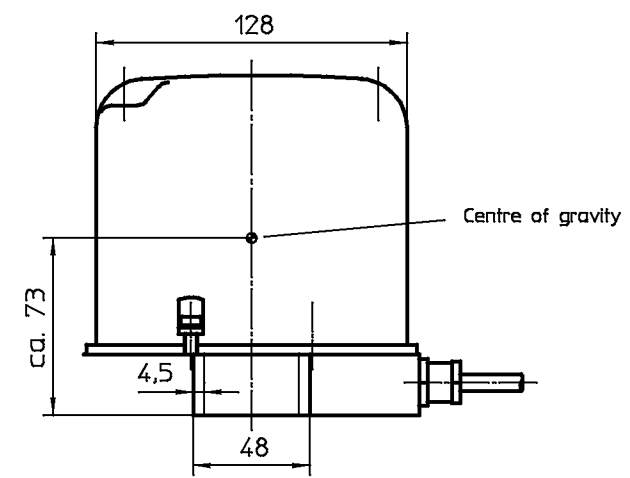
250
M 15



Degree of protection: IP55



50
M 11



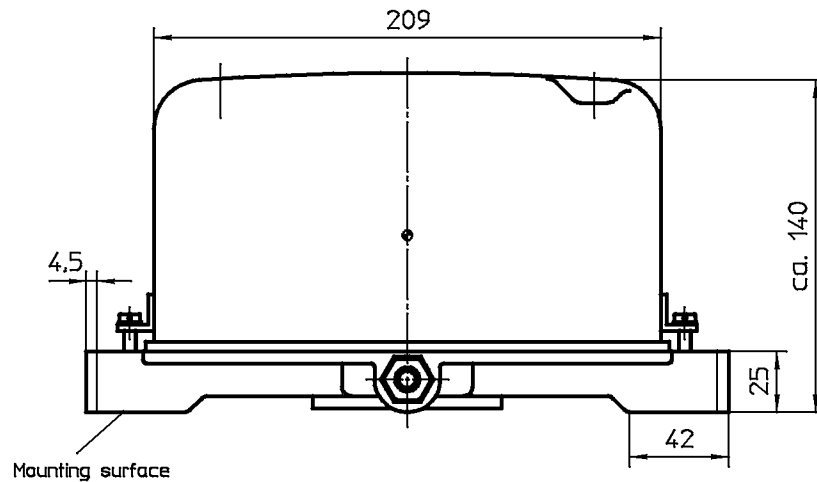
Gn, min = 1,0 kg
Gn,max = 6,0 kg

Drawing-no. of the characteristic curve data sheet: VIB 11-790
Drawing-no. of the spare part list: VIB 06-199

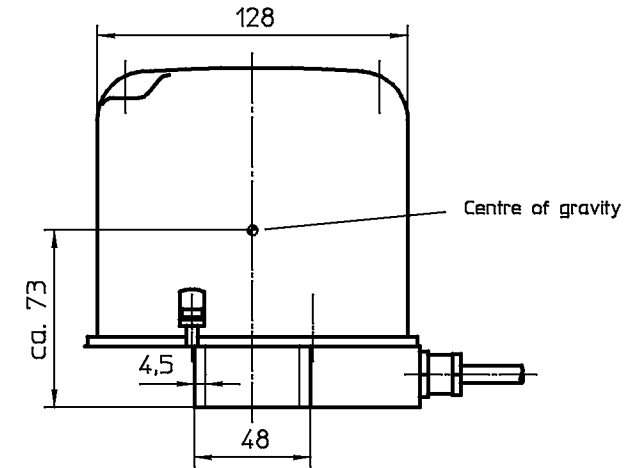
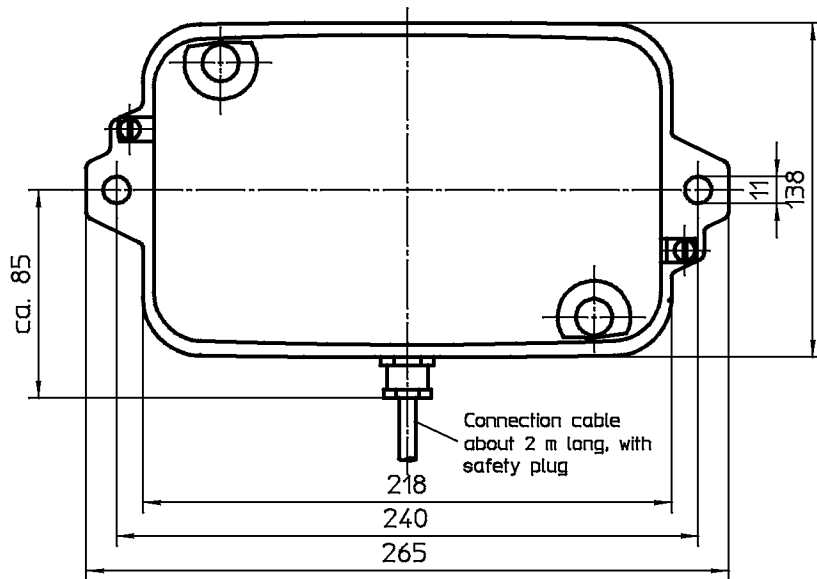
Mounting elements for	
Taphole	Trough hole
2 Hexagon screw ISO 4016-M10x50-8.8-A3G	2 Hexagon screw ISO 4016-M10x...-8.8-A3G
2 Spring washer DIN 128-A10-FST-A2E	4 Hexagon nut ISO 4032-M10-8-A3G
Maximum length of screw ...mm	

Weight of the vibrator: 7,0 kg

Please observe protection notes according to DIN 34	ISO 128	Welding-construction EN ISO 13920-CF	Scale 1:2	
			Date	Name
Drawn	24.04.2002	Bell	Description	
Checked			Magnetic Vibrator	
Standard			MV 6/100-5 230V	
			Drawing-no.	Version
			04_655_EN	0
Status	Changes	Date	Name	Origin
			Substitute for	Replaced by
			Page 1	of 1 Pages



Degree of protection: IP55



Gn, min = 1,0 kg
Gn, max = 6,0 kg

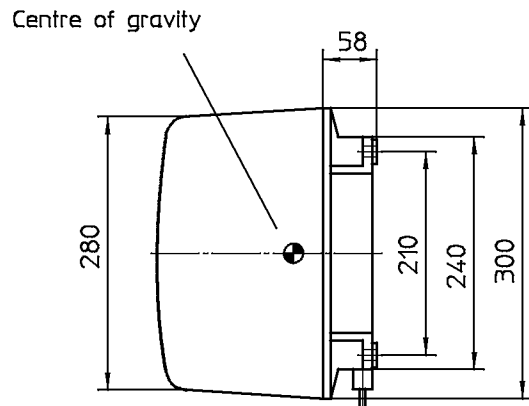
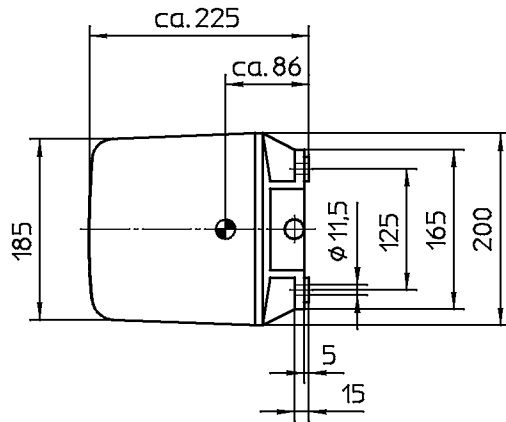
Drawing-no. of the characteristic curve data sheet: VIB 11-791
Drawing-no. of the spare part list: VIB 06-177

Mounting elements for	
Taphole	Trough hole
2 Hexagon screw ISO 4016-M10x50-8.8-A3G	2 Hexagon screw ISO 4016-M10x___-8.8-A3G
2 Spring washer DIN 128-A10-FST-A2E	4 Hexagon nut ISO 4032-M10-8-A3G
Maximum length of screw ...mm	

Weight of the vibrator: 7,0 kg

Please observe protection notes according to DIN 34		Welding-construction EN ISO 13920-CF		Scale 1:2	
ISO 128		Date	Name	Description	
		Drawn 24.04.2002	Bell fuse	Magnetic Vibrator MV 6/120-4 220V	
		Checked			
		Standard			
		AVITEO Vibrationsstechnik		Drawing-no. 04_656_EN	Version 0
Status	Changes	Date	Name	Origin	Page 1 of 1 Pages
				Substitute for	Replaced by

230
15



50
11

Rubber-sheathed cable
H05RR-F3G 0,75x3200 lg.

Degree of protection: IP55

Gn,min 6 kg
Gn,max 18 kg

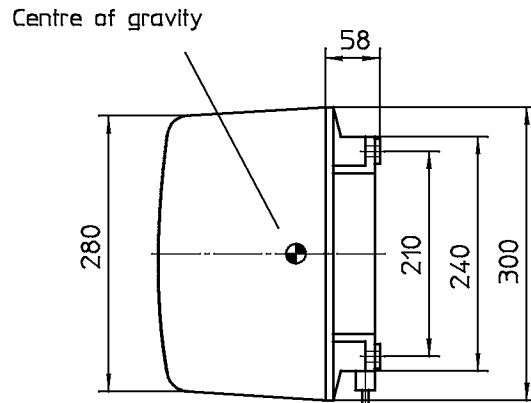
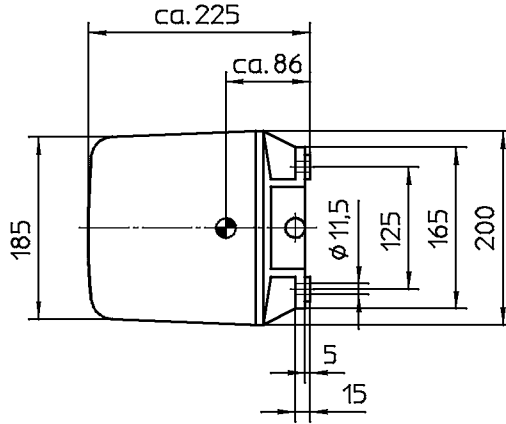
Drawing-no. of the characteristic curve data sheet: VIB 11-763
Drawing-no. of the spare part list: VIB 06-200

Mounting elements for	
Taphole	Trough hole
4 x Hexagon screw M10xL ISO 4017 8.8-A2G	4 x Hexagon screw M10xL ISO 4017 8.8-A2G
4 x Spring washer A10 DIN 128 FSt-A2G	8 x Hexagon nut M10 ISO 4032 8-A2G
Maximum length of screw: 30 mm	

Weight of the vibrator 18 kg

Please observe protection notes according to DIN 34		Welding-construction EN ISO 13920-BF		Scale 1:5	
ISO 128		Date	Name	Description	
		Drawn	24.04.2002	Magnetic Vibrator	
		Checked		MV 12/50-3	
		Standard		Drawing-no.	
		M/3		04_610_EN	
				Version	Page
				0	1
Status	Changes	Date	Name	Origin	Replaced by

250
15



280
15

Rubber-sheathed cable
H05RR-F3G 0,75x3200 lg.

Degree of protection: IP55

Gn,min 6 kg
Gn,max 18 kg

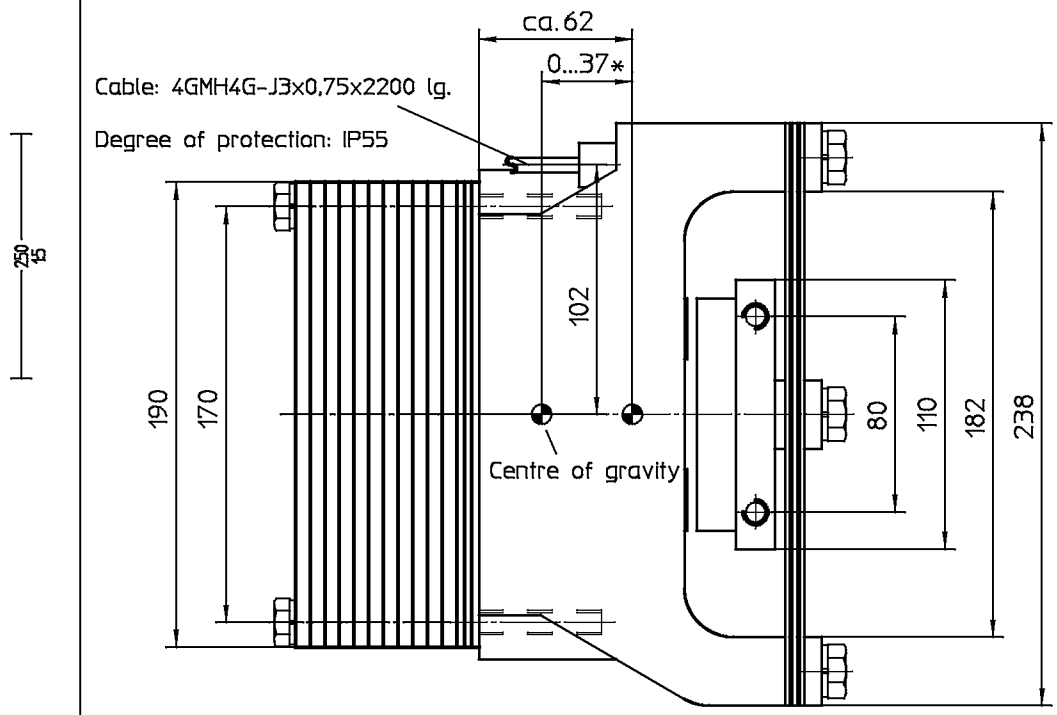
Drawing-no. of the characteristic
curve data sheet: VIB 11-696
Drawing-no. of the spare part list: VIB 06-201

Mounting elements for	
Taphole	Trough hole
4 x Hexagon screw M10xL ISO 4017 8.8-A2G	4 x Hexagon screw M10xL ISO 4017 8.8-A2G
4 x Spring washer A10 DIN 128 FSt-A2G	8 x Hexagon nut M10 ISO 4032 8-A2G
Maximum length of screw: 30 mm	

Weight of the vibrator 18 kg

Please observe protection notes according to DIN 34		Welding-construction EN ISO 13920-BF		Scale 1:5	
ISO 128		Date 26.04.2002		Name Belluss	
Checked		Standard		Description	
M/3		M/3		Magnetic Vibrator MV 12/60-3	
Status		Changes		Date	
Name		Origin		Drawing-no. 04_646_EN	
Substitute for		Replaced by		Version 0	
				Page 1 of 1 pages	

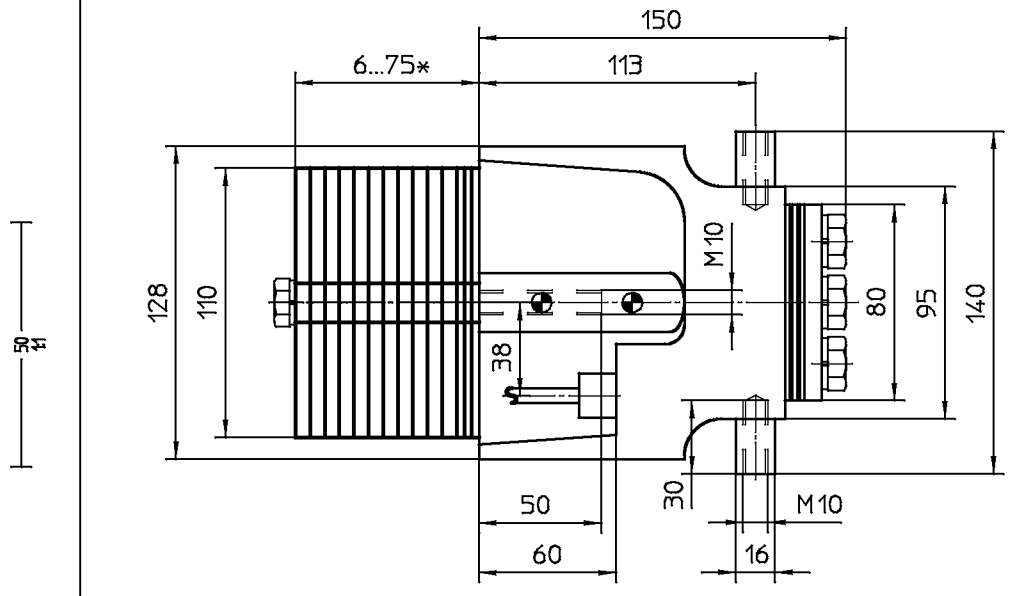
AVITEQ
Vibrationstechnik



Gn,min 10 kg
 Gn,max 20 kg

Drawing-no. of the characteristic curve data sheet: VIB 11-732
 Drawing-no. of the spare part list: VIB 06-369

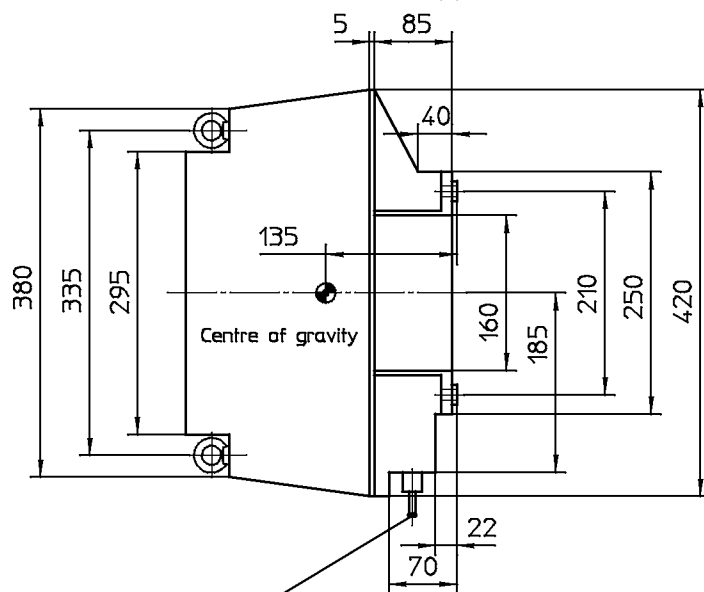
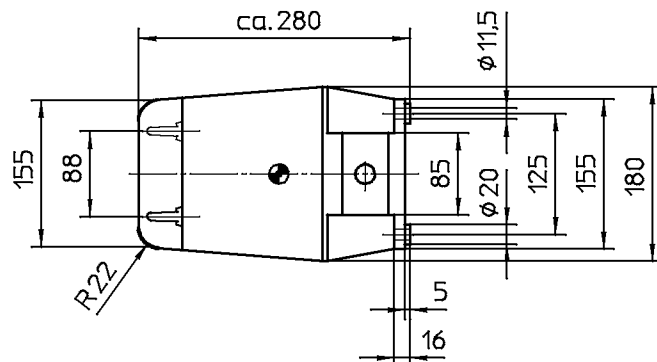
* Length depends on the weight of the conveyor



Weight of the vibrator 14...24 kg

Please observe protection notes according to DIN 34		Welding-construction EN ISO 13920-BF		Scale 1:2	
ISO 128		Date	Name	Description	
		Drawn 22.04.2002	Beltuse	Magnetic Vibrator	
		Checked		MVB 50-4	
		Standard		Drawing-no.	
		N/3		04_612_EN	
		AVITEQ® Vibrationstechnik		Version	Page
				0	1
Status	Change	Date	Name	Origin	Substitute for
					Replaced by

290
15



Rubber-sheathed cable
H05RR-F3G 1,5x3200 lg.

Degree of protection: IP55

50
11

Gn,min 15 kg
Gn,max 40 kg

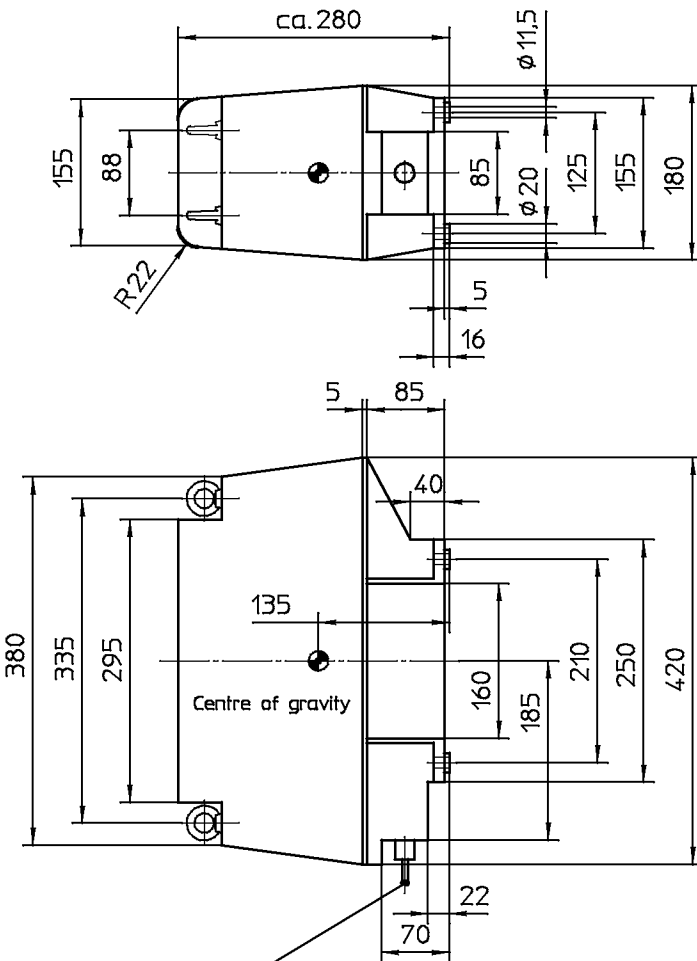
Drawing-no. of the characteristic
curve data sheet: VIB 11-739
Drawing-no. of the spare part list: VIB 06-358

Mounting elements for	
Taphole	Trough hole
4 x Hexagon screw M10xL ISO 4017 8.8-A2G	4 x Hexagon screw M10xL ISO 4017 8.8-A2G
4 x Spring washer A10 DIN 128 FSt-A2G	8 x Hexagon nut M10 ISO 4032 8-A2G
Maximum length of screw: 45 mm	

Weight of the vibrator 42 kg

Please observe protection notes according to DIN 34		ISO 128		Welding-construction EN ISO 13920-BF		Scale 1:5	
				Date 24.04.2002		Name Beifuss	
				Checked		Description Magnetic Vibrator MVC 25-4	
				Standard N/3		Drawing-no. 04_613_EN	
				Status		Version 0	
				Changes		Page 1 of 1 pages	
				Date		Substitute for	
				Name		Replaced by	
				Origin			
				AVITEO® Vibrationstechnik			

20
15



Rubber-sheathed cable
H05RRR-F3G 1.5x3200 lg.

Degree of protection: IP55

20
15

Gn,min 15 kg
Gn,max 40 kg

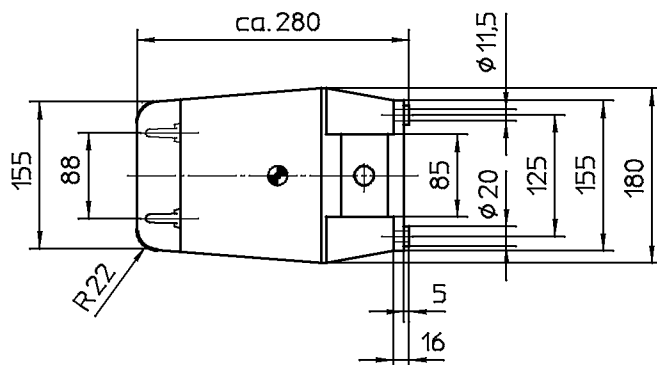
Drawing-no. of the characteristic
curve data sheet: VIB 11-765
Drawing-no. of the spare part list: VIB 06-379

Mounting elements for	
Taphole	Trough hole
4 x Hexagon screw M10xL ISO 4017 8.8-A2G	4 x Hexagon screw M10xL ISO 4017 8.8-A2G
4 x Spring washer A10 DIN 128 FSt-A2G	8 x Hexagon nut M10 ISO 4032 8-A2G
Maximum length of screw: 45 mm	

Weight of the vibrator 40 kg

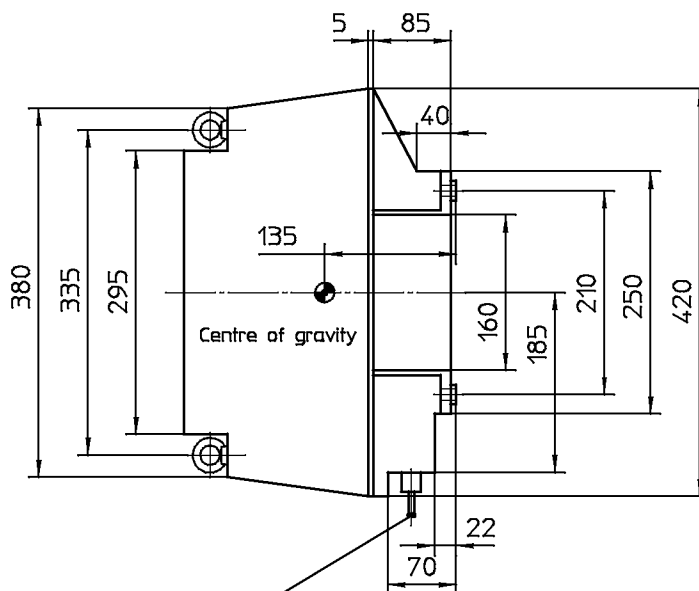
Please observe protection notes according to DIN 34		Welding-construction EN ISO 13920-BF		Scale 1:5	
ISO 128					
		Date	Name	Description	
		Drawn 24.04.2002	Belfuse	Magnetic Vibrator	
		Checked		MVC 30-4	
		Standard		Drawing-no.	
		M/3		04_658_EN	
		AVITEQ® Vibrationsstechnik		Version	Page
				0	1
Status	Changes	Date	Name	Origin	Substitute for
					Replaced by

290
15



Gn,min 15 kg
Gn,max 40 kg

Drawing-no. of the characteristic curve data sheet: VIB 11-742
Drawing-no. of the spare part list: VIB 06-359



Mounting elements for	
Taphole	Trough hole
4 x Hexagon screw M10xL ISO 4017 8.8-A2G	4 x Hexagon screw M10xL ISO 4017 8.8-A2G
4 x Spring washer A10 DIN 128 FSt-A2G	8 x Hexagon nut M10 ISO 4032 8-A2G
Maximum length of screw: 45 mm	

Weight of the vibrator 39 kg

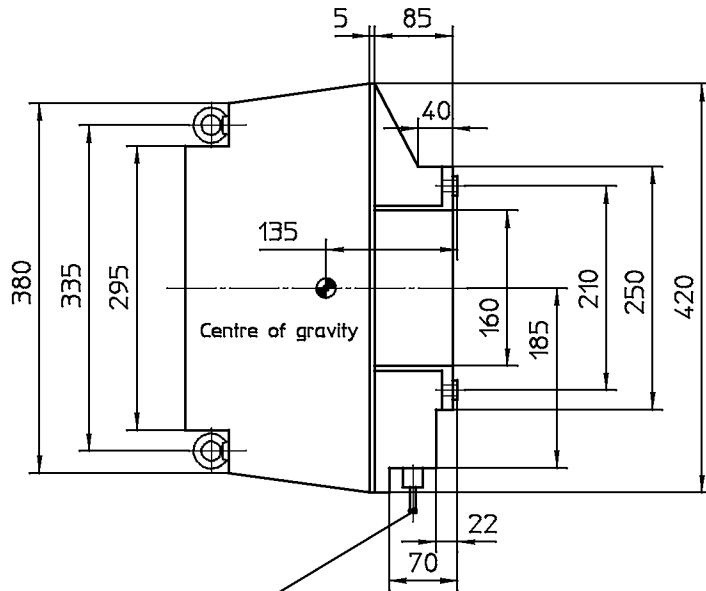
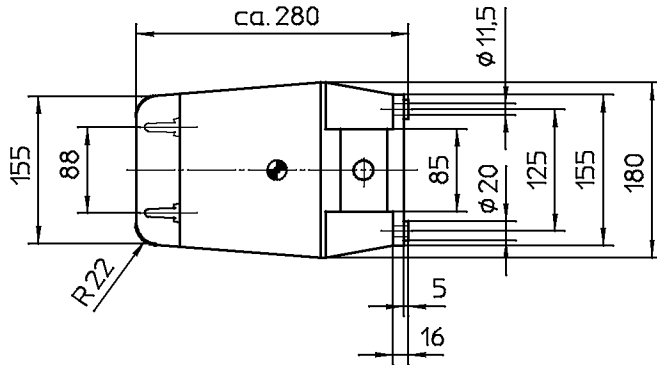
Rubber-sheathed cable
H05RR-F3G 1,5x3200 lg.

Degree of protection: IP55

29
11

Please observe protection notes according to DIN 34		Welding-construction EN ISO 13920-BF		Scale 1:5	
ISO 128		Date 24.04.2002		Name Balthus	
Description		Magnetic Vibrator		MVC 50-4	
Drawing-no.		04_614_EN		Version 0	
Page 1		of 1 pages			
Status	Changes	Date	Name	Origin	Substitute for
					Replaced by

250
15



Rubber-sheathed cable
H05RRR-F3G 1,5x3200 lg.

Degree of protection: IP55

30
14

Gn,min 40 kg
Gn,max 100 kg

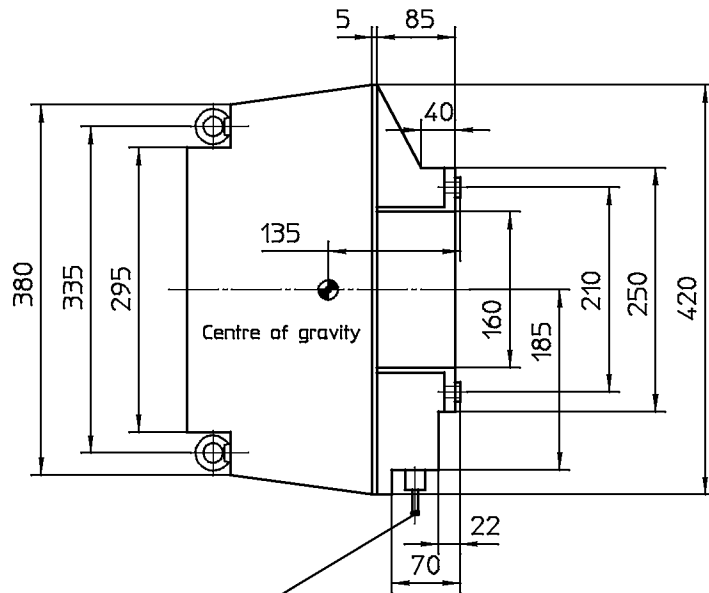
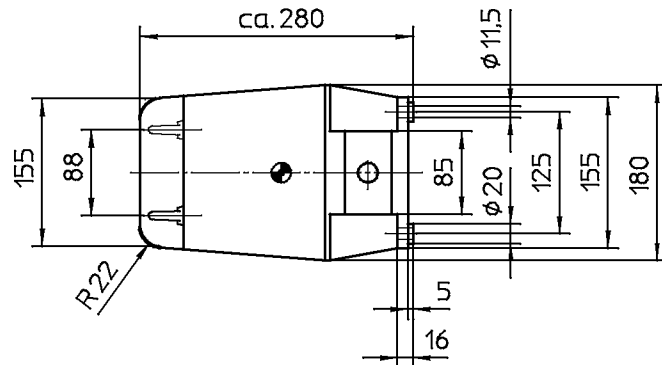
Drawing-no. of the characteristic curve data sheet: VIB 11-743
Drawing-no. of the spare part list: VIB 06-360

Mounting elements for	
Taphole	Trough hole
4 x Hexagon screw M10xL ISO 4017 8.8-A2G	4 x Hexagon screw M10xL ISO 4017 8.8-A2G
4 x Spring washer A10 DIN 128 FSt-A2G	8 x Hexagon nut M10 ISO 4032 8-A2G
Maximum length of screw: 45 mm	

Weight of the vibrator 42 kg

Please observe protection notes according to DIN 34		Welding-construction EN ISO 13920-BF		Scale 1:5	
ISO 128		Date 24.04.2002		Name Bellus	
Checked		Standard		Description	
M/A		AVITEO® Vibrationstechnik		Magnetic Vibrator MVC 50-4.1	
Status		Changes		Drawing-no. 04_615_EN	
Date		Name		Version 0	
Origin		Substitute for		Page 1 of 1 pages	
				Replaced by	

20
15



Rubber-sheathed cable
H05RR-F3G 1,5x3200 lg.

Degree of protection: IP55

50
41

Gn,min 18 kg
Gn,max 40 kg

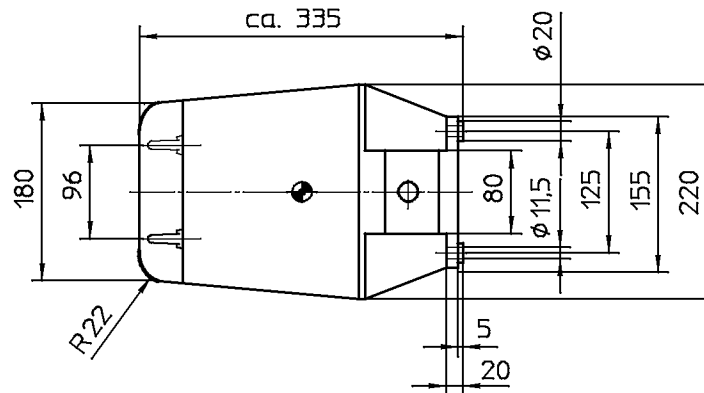
Drawing-no. of the characteristic curve data sheet: VIB 11-771
Drawing-no. of the spare part list: VIB 06-385

Mounting elements for	
Taphole	Trough hole
4 x Hexagon screw M10xL ISO 4017 8.8-A2G	4 x Hexagon screw M10xL ISO 4017 8.8-A2G
4 x Spring washer A10 DIN 128 FSt-A2G	8 x Hexagon nut M10 ISO 4032 8-A2G
Maximum length of screw: 45 mm	

Weight of the vibrator 46 kg

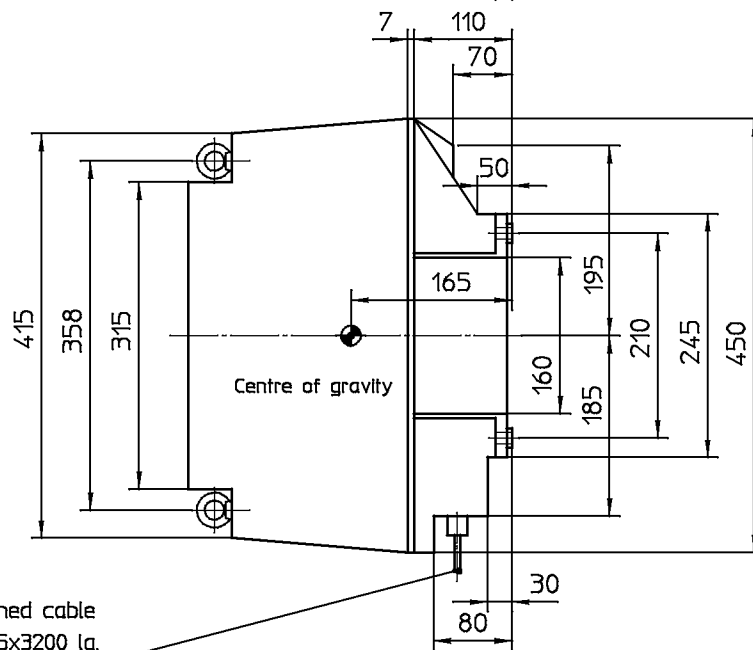
Please observe protection notes according to DIN 34		Welding-construction EN ISO 13920-BF		Scale 1:5	
ISO 128		Date 24.04.2002		Name Beltius	
Drawn		Checked		Standard W/3	
Status		Charges		Date	
Name		Origin		Description	
				Magnetic Vibrator MVC 100-4	
				Drawing-no. 04_609_EN	
				Version 0	
				Page 1 of 1 pages	
				Substitute for	
				Replaced by	

20



Gn,min 35 kg
Gn,max 150 kg

Drawing-no. of the characteristic curve data sheet: VIB 11-740
Drawing-no. of the spare part list: VIB 06-363



Mounting elements for	
Taphole	Trough hole
4 x Hexagon screw M10xL ISO 4017 8.8-A2G	4 x Hexagon screw M10xL ISO 4017 8.8-A2G
4 x Spring washer A10 DIN 128 FSt-A2G	8 x Hexagon nut M10 ISO 4032 8-A2G
Maximum length of screw: 45 mm	

Weight of the vibrator 61 kg

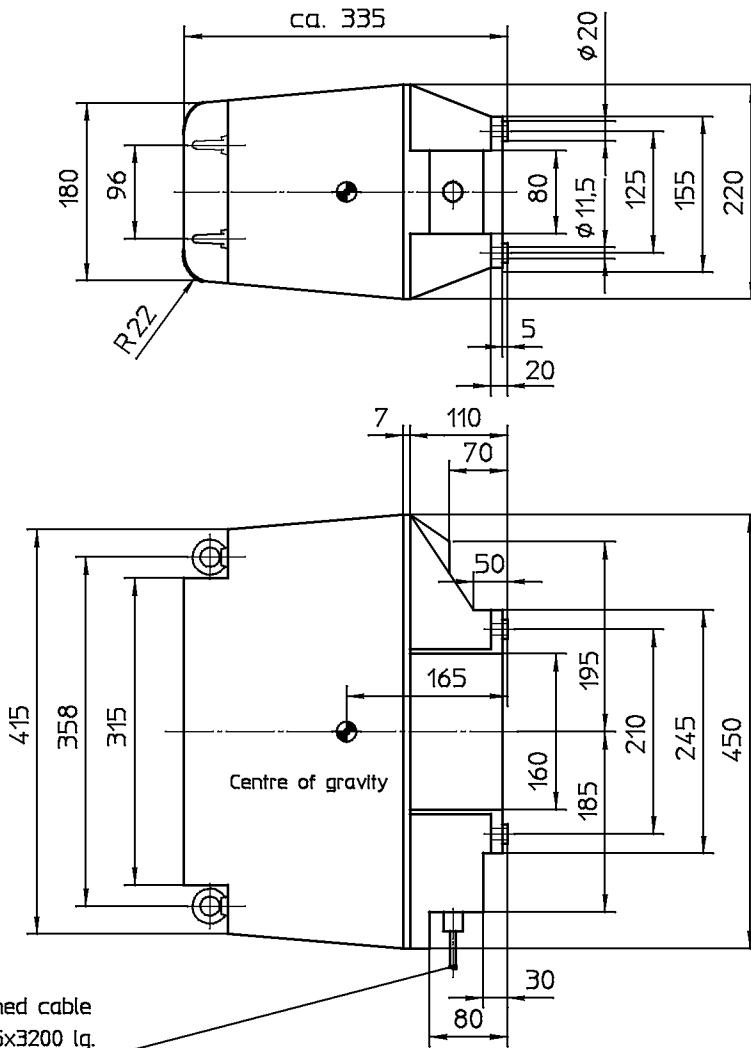
Rubber-sheathed cable
H05RR-F3G 1,5x3200 lg.

Degree of protection: IP55

20

Please observe protection notes according to DIN 34		Welding-construction EN ISO 13920-BF		Scale 1:5	
ISO 128		Date 11.04.2002		Name Reifman	
Status		Checked		Description	
Changes		Standard N/S		Magnetic Vibrator	
Date		Name		MVD 25-4	
Name		Origin		Drawing-no. 04_618_EN	
				Version 0	
				Page 1 of 1 pages	
				Substitute for	
				Replaced by	

20
15



Rubber-sheathed cable
H05RR-F3G 1,5x3200 lg.

Degree of protection: IP55

30
11

Gn,min 36 kg
Gn,max 70 kg

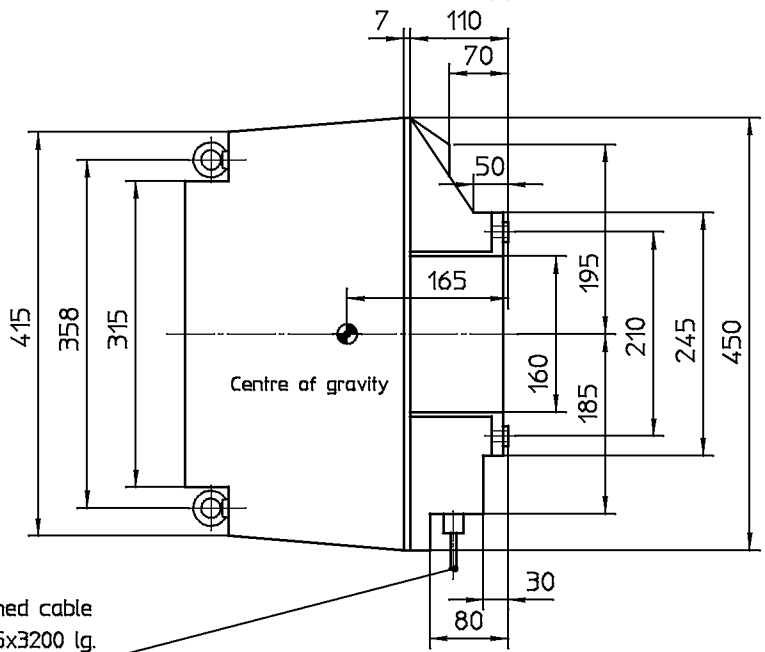
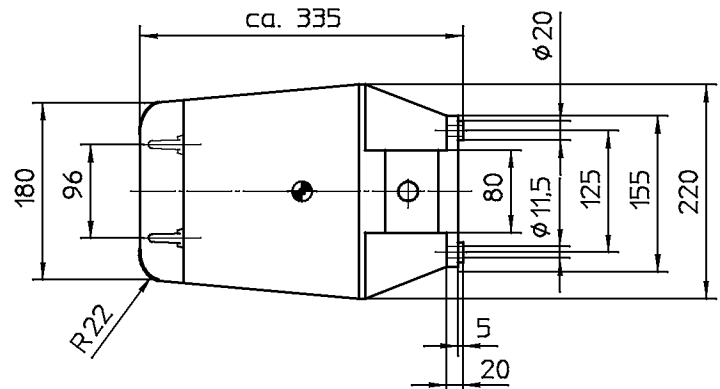
Drawing-no. of the characteristic
curve data sheet: VIB 11-793
Drawing-no. of the spare part list: VIB 06-333

Mounting elements for	
Taphole	Trough hole
4 x Hexagon screw M10xL ISO 4017 8.8-A2G	4 x Hexagon screw M10xL ISO 4017 8.8-A2G
4 x Spring washer A10 DIN 128 FSt-A2G	8 x Hexagon nut M10 ISO 4032 8-A2G
Maximum length of screw: 45 mm	

Weight of the vibrator 64 kg

Please observe protection notes according to DIN 34		Welding-construction EN ISO 13920-BF		Scale 1:5	
ISO 128		Date 16.04.2002		Name	
Checked		Date		Description	
Standard		Name		Magnetic Vibrator	
1/3		Beifuss		MVD 30-3	
				Drawing-no. 04_657_EN	
				Version 0	
Status				Page 1 of 1 pages	
Changes				Substituted for	
Date				Replaced by	
Name				Origin	

250
15



Rubber-sheathed cable
H05RR-F3G 1,5x3200 lg.

Degree of protection: IP55

Gn,min 35 kg
Gn,max 150 kg

Drawing-no. of the characteristic
curve data sheet: VIB 11-775
Drawing-no. of the spare part list: VIB 06-393

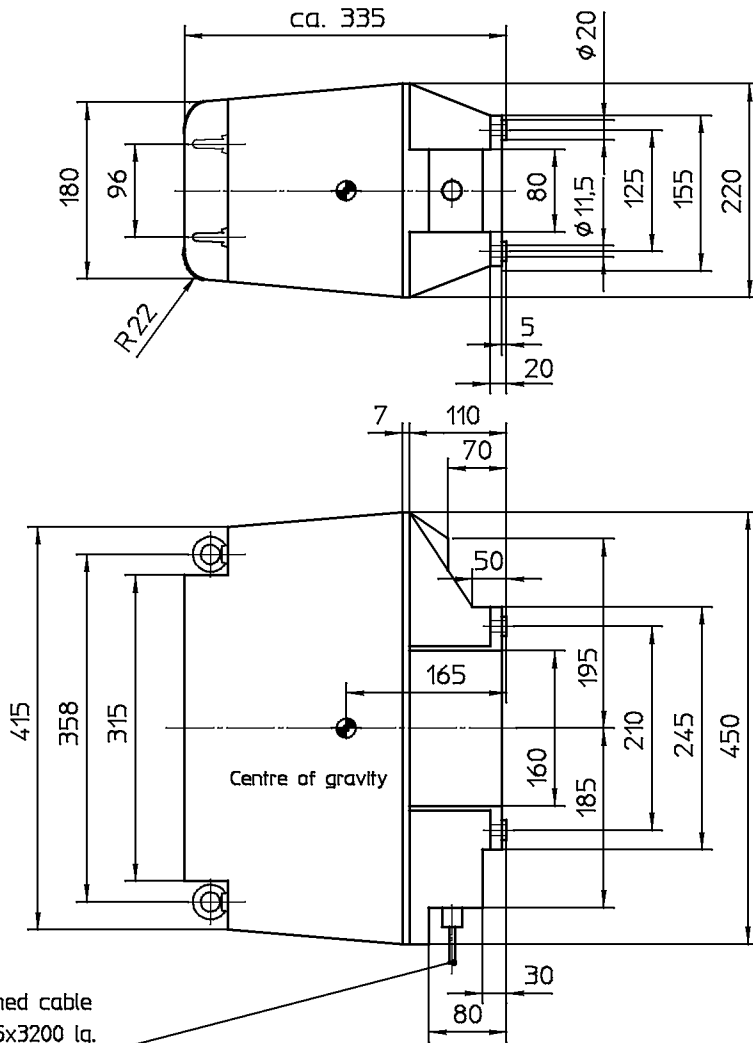
Mounting elements for	
Taphole	Trough hole
4 x Hexagon screw M10xL ISO 4017 8.8-A2G	4 x Hexagon screw M10xL ISO 4017 8.8-A2G
4 x Spring washer A10 DIN 128 FSt-A2G	8 x Hexagon nut M10 ISO 4032 8-A2G
Maximum length of screw: 45 mm	

Weight of the vibrator 63 kg

250
15

Please observe protection notes according to DIN 34		Welding-construction EN ISO 15920-BF		Scale 1:5	
ISO 128					
		Date	Name	Description	
		11.04.2002	Belluse	Magnetic Vibrator	
		Checked		MVD 50-4	
		Standard		Drawing-no.	
		1/3		04_619_EN	
		AVITEQ Vibrationstechnik		Version	Page
				0	1
Status	Changes	Date	Name	Origin	Substitute for
					Replaced by

20
15



30
11

Rubber-sheathed cable
H05RRR-F3G 1,5x3200 lg.

Degree of protection: IP55

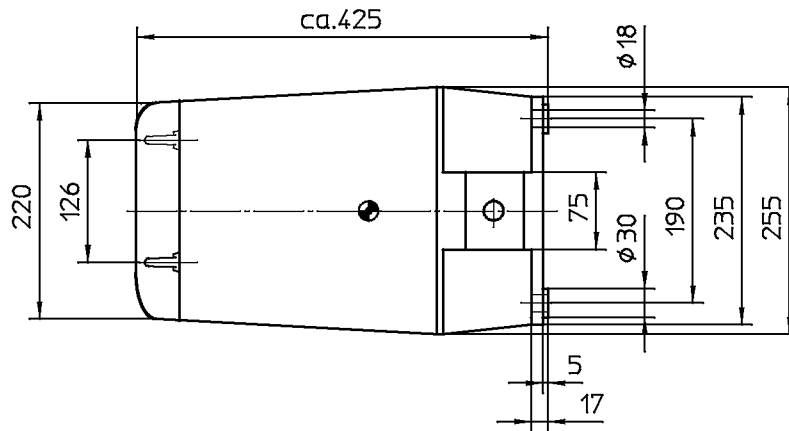
Gn,min 35 kg
Gn,max 150 kg

Drawing-no. of the characteristic curve data sheet: VIB 11-745
Drawing-no. of the spare part list: VIB 06-365

Mounting elements for	
Taphole	Trough hole
4 x Hexagon screw M10xL ISO 4017 8.8-A2G	4 x Hexagon screw M10xL ISO 4017 8.8-A2G
4 x Spring washer A10 DIN 128 FSt-A2G	8 x Hexagon nut M10 ISO 4032 8-A2G
Maximum length of screw: 45 mm	

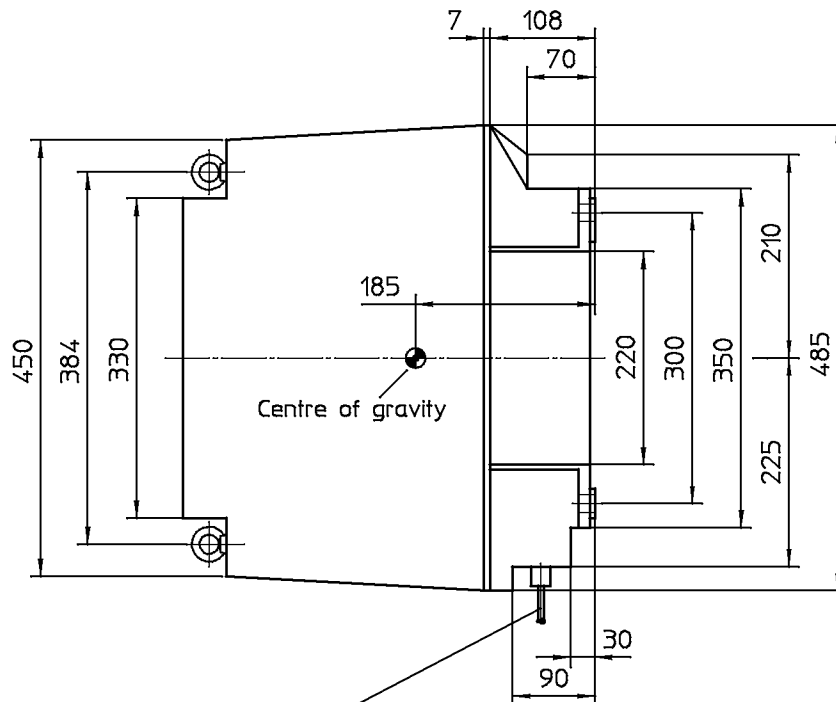
Weight of the vibrator 60 kg

Please observe protection notes according to DIN 34		Welding-construction EN ISO 13920-BF		Scale 45	
ISO 128		Date 10.04.2002		Name Reifuse	
Checked		Standard		Description	
M/A				Magnetic Vibrator	
				MVD 60-4	
				Drawing-no. 04_620_EN	
				Version 0	
				Page 1 of 1 pages	
Status	Changes	Date	Name	Origin	Substitute for
					Replaced by



Gn,min 70 kg
Gn,max 250 kg

Drawing-no. of the characteristic curve data sheet: VIB 11-741
Drawing-no. of the spare part list: VIB 06-366



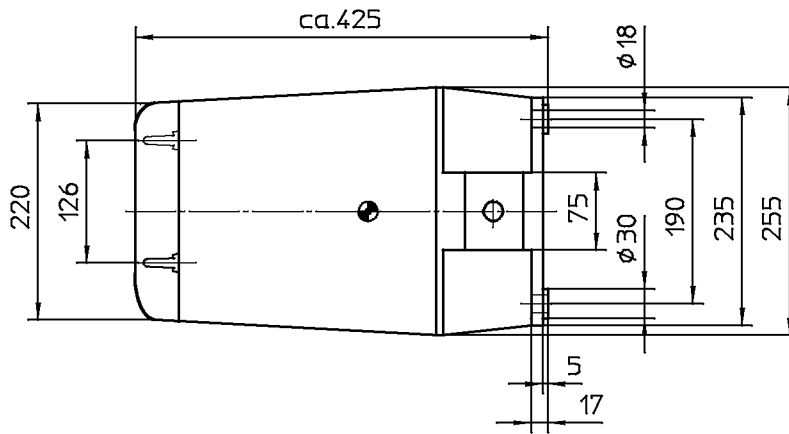
Mounting elements for	
Taphole	Trough hole
4 x Hexagon screw M16xL ISO 4017 8.8-A2G	4 x Hexagon screw M16xL ISO 4017 8.8-A2G
4 x Spring washer A16 DIN 128 FSt-A2G	8 x Hexagon nut M16 ISO 4032 8-A2G
Maximum length of screw: 55 mm	

Weight of the vibrator 110 kg

Rubber-sheathed cable
H05RR-F3G 1,5x3200 lg.

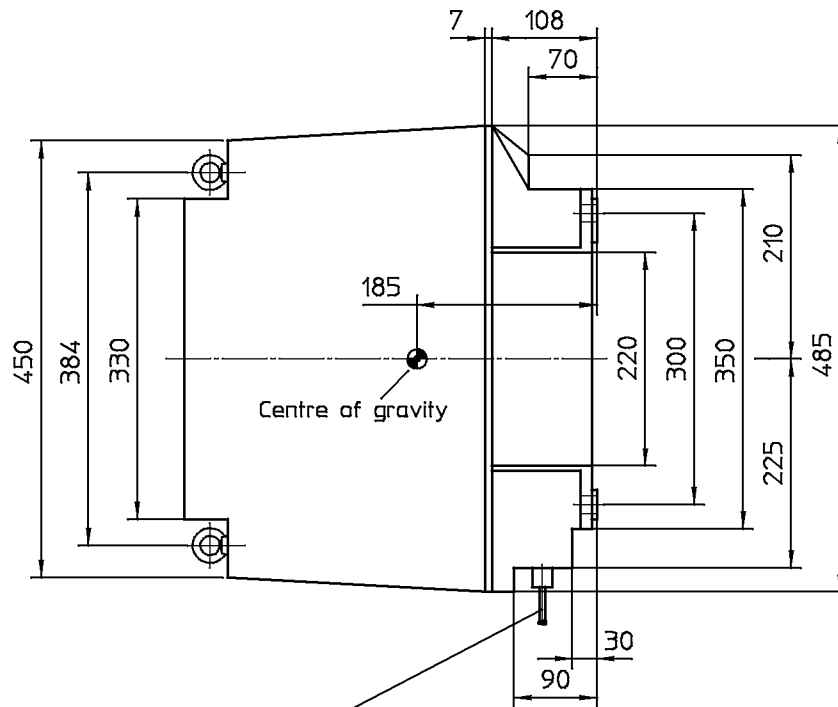
Degree of protection: IP55

Please observe protection notes according to DIN 34		Welding-construction EN ISO 13920-BF		Scale 1:1	
ISO 128		Date	Name	Description	
		Drawn	24.04.2002	Magnetic Vibrator	
		Checked		MVE 25-4	
		Standard		Drawing-no.	
		M/3		04_621_EN	
		AVITEO® Vibrations-technik		Version	Page
				0	1
Status	Changes	Date	Name	Origin	Substitute for
					Replaced by



Gn,min 50 kg
Gn,max 120 kg

Drawing-no. of the characteristic curve data sheet: VIB 11-794
Drawing-no. of the spare part list: VIB 06-334



Mounting elements for	
Taphole	Trough hole
4 x Hexagon screw M16xL ISO 4017 8.8-A2G	4 x Hexagon screw M16xL ISO 4017 8.8-A2G
4 x Spring washer A16 DIN 128 FSt-A2G	8 x Hexagon nut M16 ISO 4032 8-A2G
Maximum length of screw: 55 mm	

Weight of the vibrator 124 kg

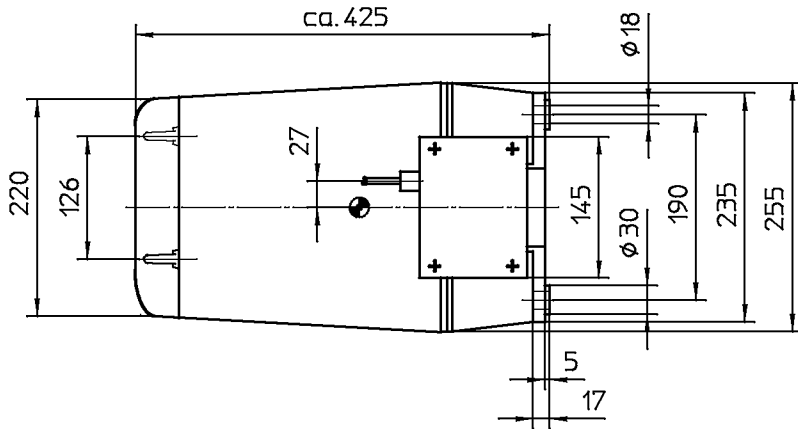
Rubber-sheathed cable
H05RR-F3G 1,5x3200 lg.

Degree of protection: IP55

Please observe protection notes according to DIN 34		Welding-construction EN ISO 13920-BF		Scale 1:5	
ISO 128		Date 24.04.2002		Name Balfuss	
Drawn		Checked		Description	
Standard M/3				Magnetic Vibrator	
				MVE 30-3	
				Drawing-no. 04_639_EN	
				Version 0	
				Page 1 of 1 pages	
Status	Changes	Date	Name	Origin	Substitute for
					Replaced by

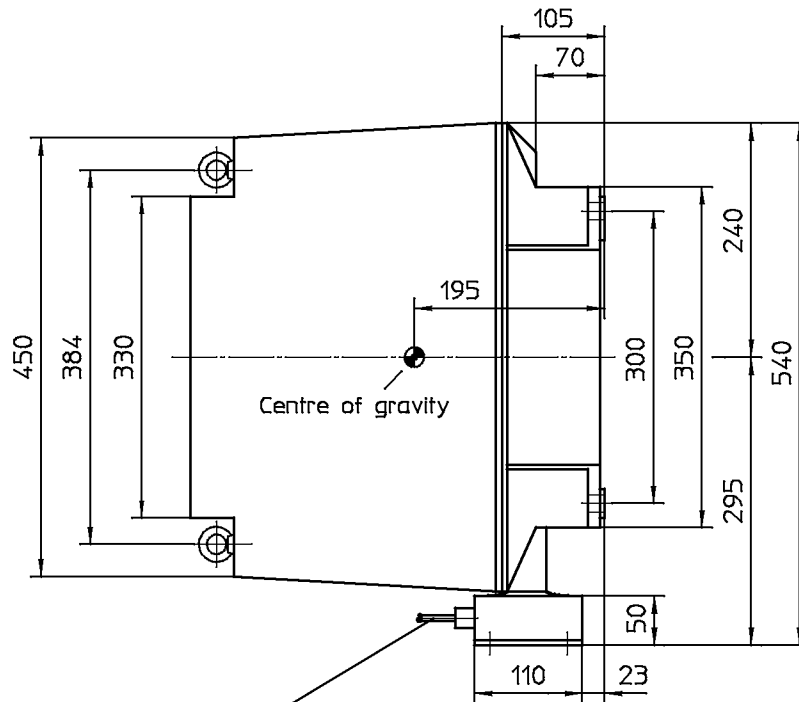
AVITEO
Vibrations-technik

290
B



Gn,min 90 kg
Gn,max 300 kg

Drawing-no. of the characteristic curve data sheet: VIB 11-756
Drawing-no. of the spare part list: VIB 06-337



Mounting elements for	
Taphole	Trough hole
4 x Hexagon screw M16xL ISO 4017 8.8-A2G	4 x Hexagon screw M16xL ISO 4017 8.8-A2G
4 x Spring washer A16 DIN 128 FSt-A2G	8 x Hexagon nut M16 ISO 4032 8-A2G
Maximum length of screw: 70 mm	

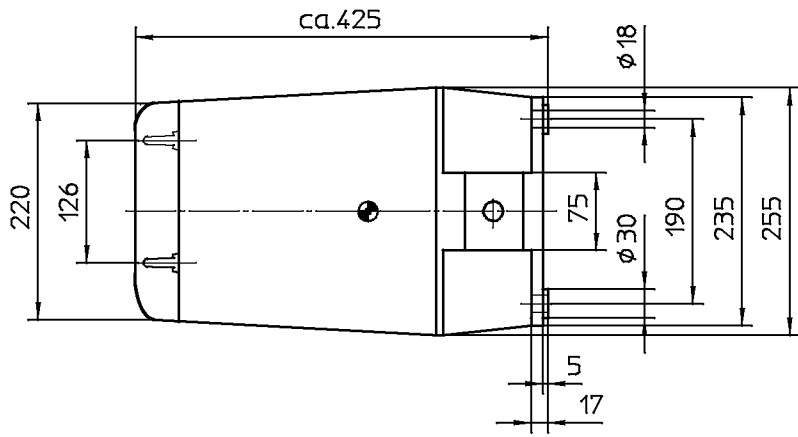
Weight of the vibrator 125 kg

Rubber-sheathed cable
H07RN-F5G 2,5x3350 lg.

Degree of protection: IP55

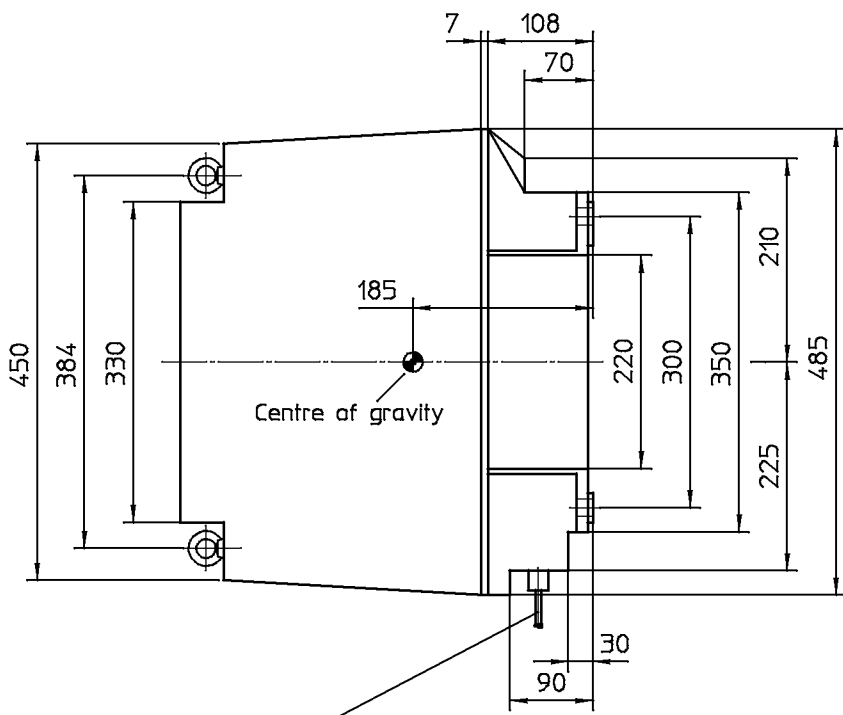
50
A

Please observe protection notes according to DIN 34		Welding-construction EN ISO 13920-BF		Scale 1:5	
ISO 128		Date 25.04.2002		Name Beifuss	
Checked		Standard W3		Description	
MVE 33-1		Drawing-no. 04_622_EN		Version 0	
Status		Changes		Page 1 of 1 pages	
Date		Name		Original	
Substitute for		Replaced by			



Gn,min 70 kg
 Gn,max 250 kg

Drawing-no. of the characteristic curve data sheet: VIB 11-776
 Drawing-no. of the spare part list: VIB 06-394



Mounting elements for	
Taphole	Trough hole
4 x Hexagon screw M16xL ISO 4017 8.8-A2G	4 x Hexagon screw M16xL ISO 4017 8.8-A2G
4 x Spring washer A16 DIN 128 FSt-A2G	8 x Hexagon nut M16 ISO 4032 8-A2G
Maximum length of screw: 55 mm	

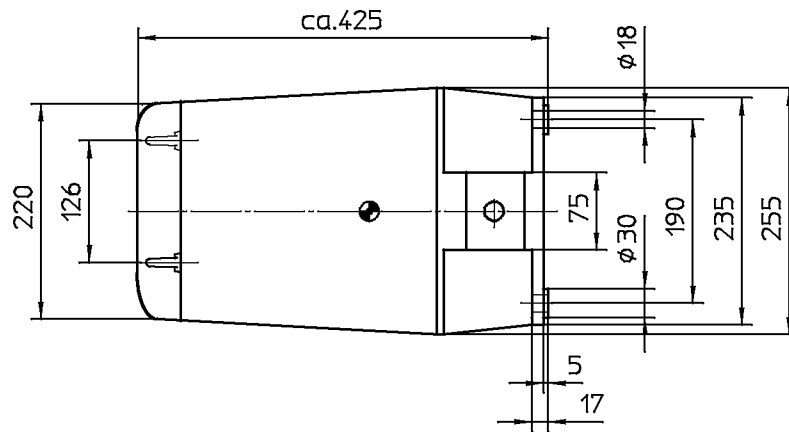
Weight of the vibrator 99 kg

Rubber-sheathed cable
 H05RRR-F3G 1,5x3200 lg.

Degree of protection: IP55

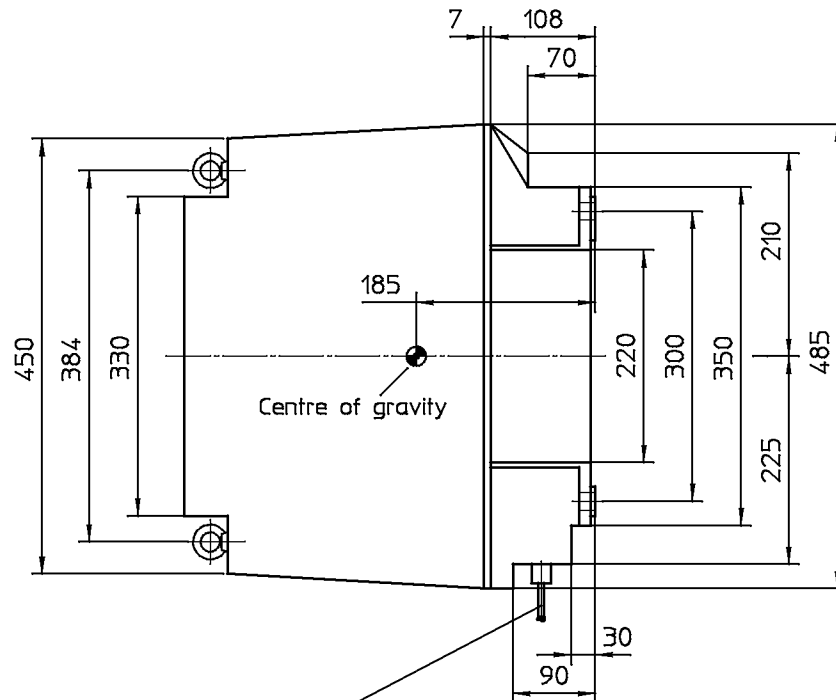
Please observe protection notes according to DIN 34		Welding-construction EN ISO 13920-BF		Scale 1:5	
ISO 128		Date	Name	Description	
		Drawn 25.04.2002	Reifuse	Magnetic Vibrator	
		Checked		MVE 50-4	
		Standard		Drawing-no. 04_623_EN	
		W3		Version 0	Page 1 of 1 pages
Status	Changes	Date	Name	Origin	Substitute for / Replaced by





Gn,min 70 kg
Gn,max 250 kg

Drawing-no. of the characteristic curve data sheet: VIB 11-746
Drawing-no. of the spare part list: VIB 06-368



Mounting elements for	
Taphole	Trough hole
4 x Hexagon screw M16xL ISO 4017 8.8-A2G	4 x Hexagon screw M16xL ISO 4017 8.8-A2G
4 x Spring washer A16 DIN 128 FSt-A2G	8 x Hexagon nut M16 ISO 4032 8-A2G
Maximum length of screw: 55 mm	

Weight of the vibrator 98 kg

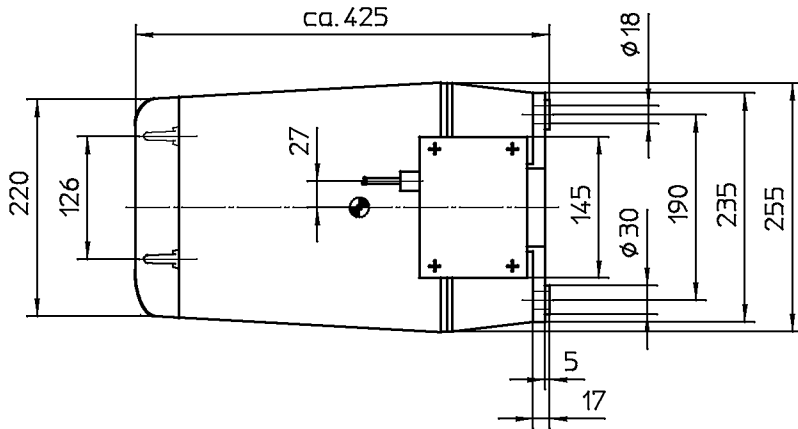
Rubber-sheathed cable
H05RRR-F3G 1.5x3200 lg.

Degree of protection: IP55

Please observe protection notes according to DIN 34		Welding-construction EN ISO 13920-BF		Scale 1:5	
ISO 128		Date 25.04.2002		Name Beifuse	
Status		Check		Description	
Changes		Standard M/3		Magnetic Vibrator	
Date		Name		MVE 60-4	
Name		Origin		Drawing-no. 04_625_EN	
				Version 0	
				Page 1 of 1 pages	
				Substitute for	
				Replaced by	

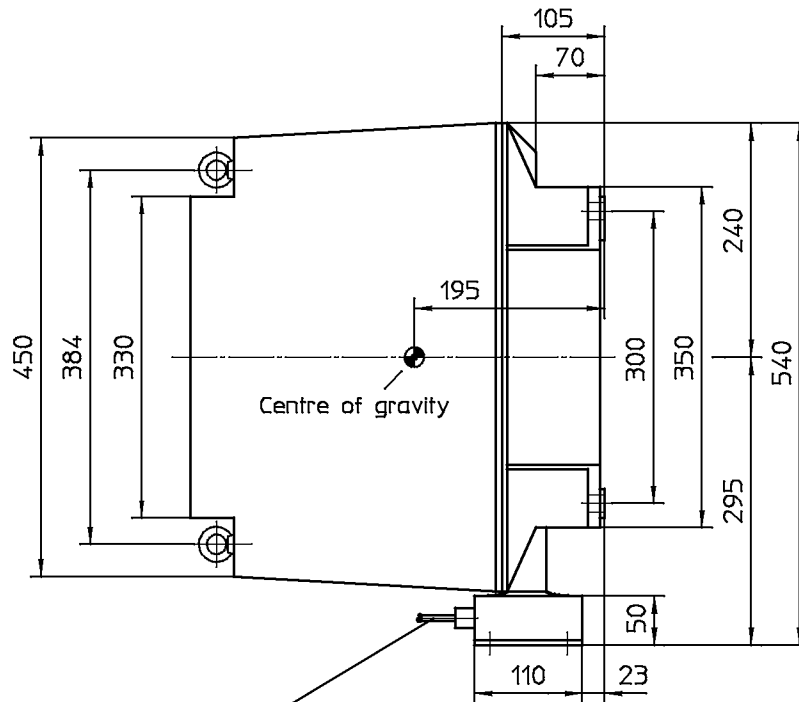
AVITEQ
Vibrationstechnik

290
B



Gn,min 90 kg
Gn,max 300 kg

Drawing-no. of the characteristic curve data sheet: VIB 11-777
Drawing-no. of the spare part list: VIB 06-383



Mounting elements for	
Taphole	Trough hole
4 x Hexagon screw M16xL ISO 4017 8.8-A2G	4 x Hexagon screw M16xL ISO 4017 8.8-A2G
4 x Spring washer A16 DIN 128 FSt-A2G	8 x Hexagon nut M16 ISO 4032 8-A2G
Maximum length of screw: 70 mm	

Weight of the vibrator 125 kg

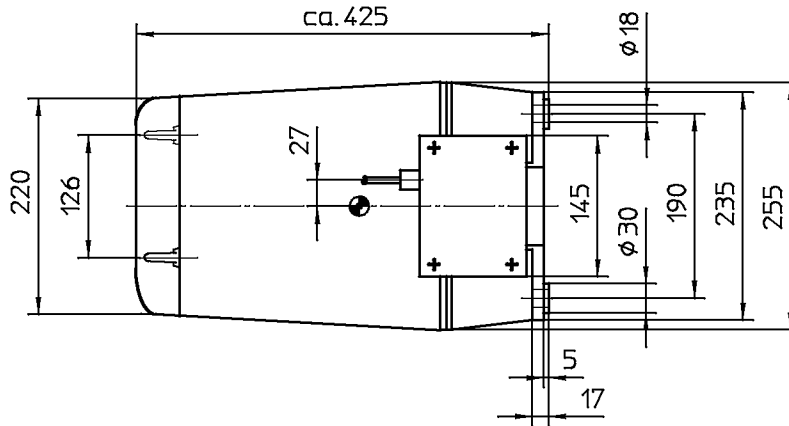
Rubber-sheathed cable
H07RN-F5G 2,5x3350 lg.

Degree of protection: IP55

50
A

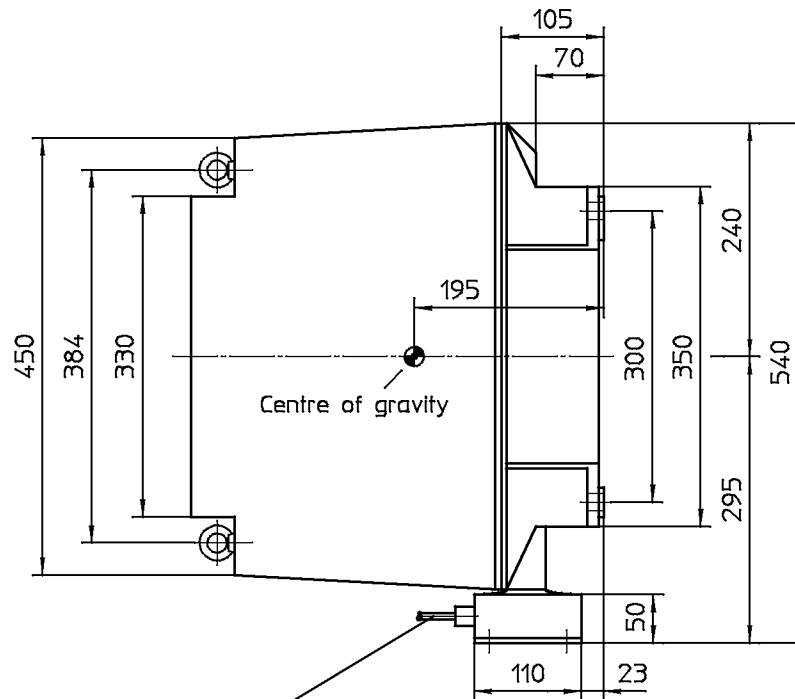
Please observe protection notes according to DIN 34		Welding-construction EN ISO 13920-BF		Scale 1:5	
ISO 128		Date	Name	Description	
		25.04.2002	Beifuss	Magnetic Vibrator	
		Checked		MVES 33-1	
		Standard		Drawing-no.	
		W3		04_643_EN	
		AVITEQ® Vibrationstechnik		Version	Page
				0	1
Status	Changes	Date	Name	Original	Substitute for
					Replaced by

250
15



Gn,min 90 kg
Gn,max 300 kg

Drawing-no. of the characteristic curve data sheet: VIB 11-778
Drawing-no. of the spare part list: VIB 06-387



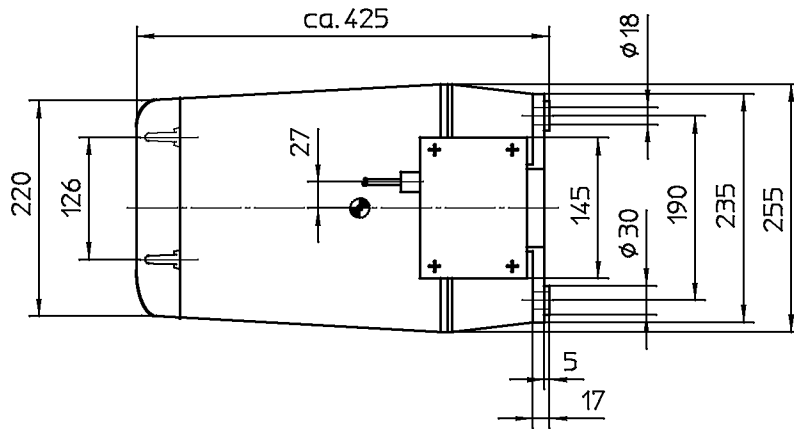
Mounting elements for	
Taphole	Trough hole
4 x Hexagon screw M16xL ISO 4017 8.8-A2G	4 x Hexagon screw M16xL ISO 4017 8.8-A2G
4 x Spring washer A16 DIN 128 FSt-A2G	8 x Hexagon nut M16 ISO 4032 8-A2G
Maximum length of screw: 70 mm	

Weight of the vibrator 125 kg

Rubber-sheathed cable
H07RN-F5G 2,5x3350 lg.

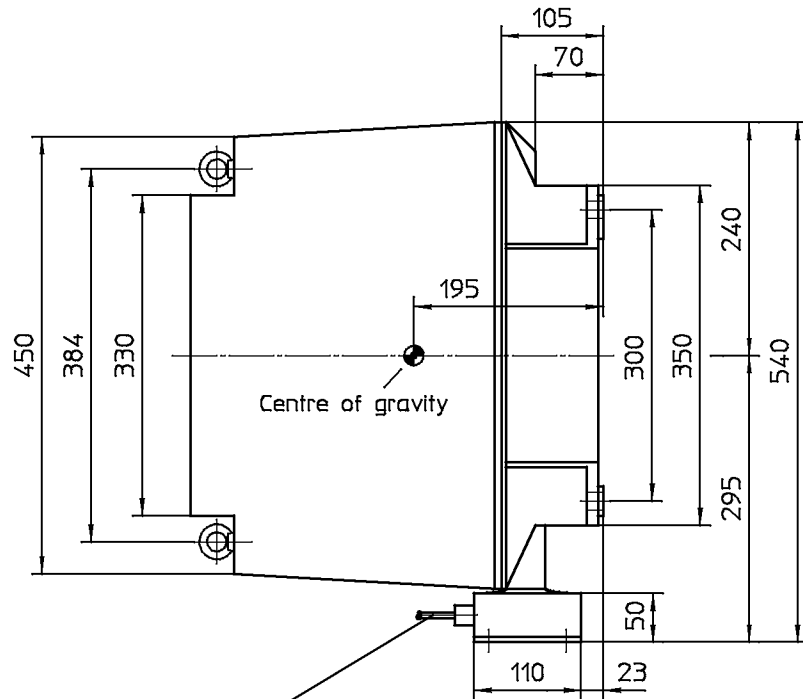
Degree of protection: IP55

Please observe protection notes according to DIN 34		Welding-construction EN ISO 13920-BF		Scale 1:5	
ISO 128		Date	Name	Description	
		25.04.2002	Bellfuss	Magnetic Vibrator	
		Checked		MVES 33-1P	
		Standard		Drawing-no.	
		M/3		04_648_EN	
		AVITEO® Vibrationstechnik		Version	Page
				0	1
Status	Changes	Date	Name	Origin	Substitute for
					Replaced by



Gn,min 100 kg
Gn,max 350 kg

Drawing-no. of the characteristic curve data sheet: VIB 11-779
Drawing-no. of the spare part list: VIB 06-380



Mounting elements for	
Taphole	Trough hole
4 x Hexagon screw M16xL ISO 4017 8.8-A2G	4 x Hexagon screw M16xL ISO 4017 8.8-A2G
4 x Spring washer A16 DIN 128 FSt-A2G	8 x Hexagon nut M16 ISO 4032 8-A2G
Maximum length of screw: 70 mm	

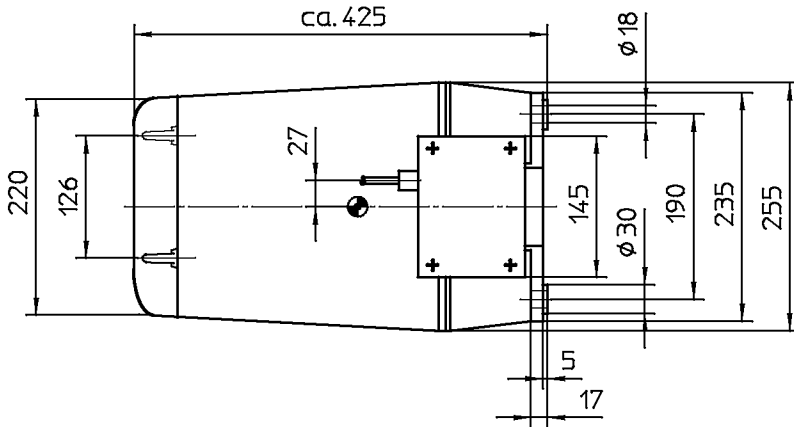
Weight of the vibrator 125 kg

Rubber-sheathed cable
H07RN-F5G 2,5x3350 lg.

Degree of protection: IP55

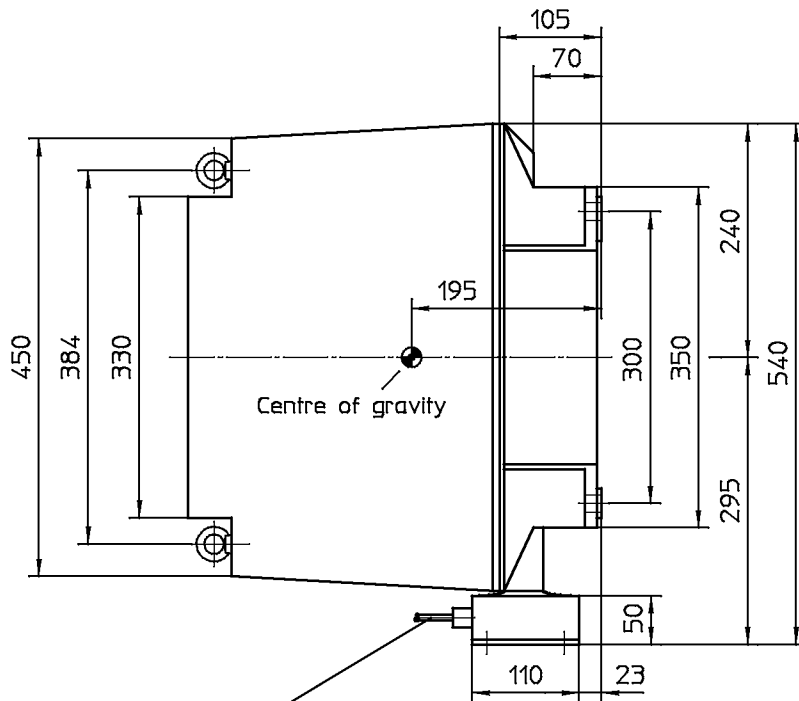
Please observe protection notes according to DIN 34		Welding-construction EN ISO 13920-BF		Scale 1:5	
ISO 128		Date	Name	Description	
		25.04.2002	Bellfue	Magnetic Vibrator	
		Checked		MVES 50-1	
		Standard		Drawing-no.	
		N/3		04_642_EN	
		AVITEQ® Vibrationstechnik		Version	Page
				0	1
Status	Changes	Date	Name	Origin	Substitute for
					Replaced by

250
15



Gn,min 125 kg
Gn,max 350 kg

Drawing-no. of the characteristic curve data sheet: VIB 11-780
Drawing-no. of the spare part list: VIB 06-386



Centre of gravity

Mounting elements for	
Taphole	Trough hole
4 x Hexagon screw M16xL ISO 4017 8.8-A2G	4 x Hexagon screw M16xL ISO 4017 8.8-A2G
4 x Spring washer A16 DIN 128 FSt-A2G	8 x Hexagon nut M16 ISO 4032 8-A2G
Maximum length of screw: 70 mm	

Weight of the vibrator 125 kg

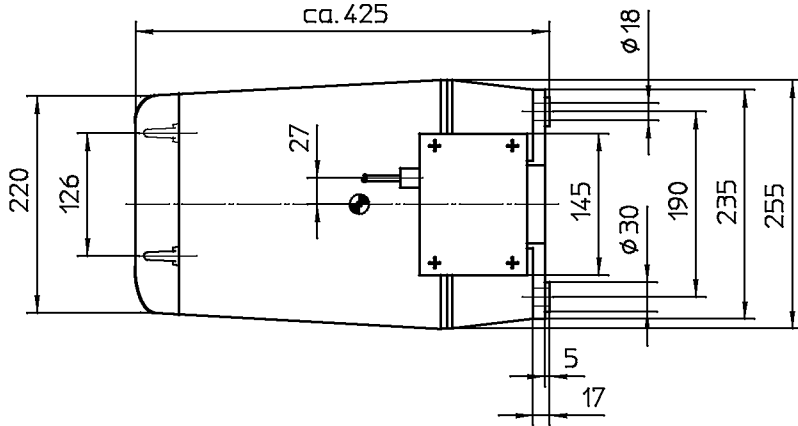
Rubber-sheathed cable
H07RN-F5G 2,5x3350 lg.

Degree of protection: IP55

30
14

Please observe protection notes according to DIN 34		Welding-construction EN ISO 13920-BF		Scale 1:5	
ISO 128		Date 25.04.2002		Name Bellus	
Checked		Standard		Description	
M/A		AVITEO® Vibrationstechnik		Magnetic Vibrator MVES 50-1P	
Status		Changes		Drawing-no. 04_649_EN	
Date		Name		Version 0	
Origin		Substitute for		Page 1 of 1 pages	
				Replaced by	

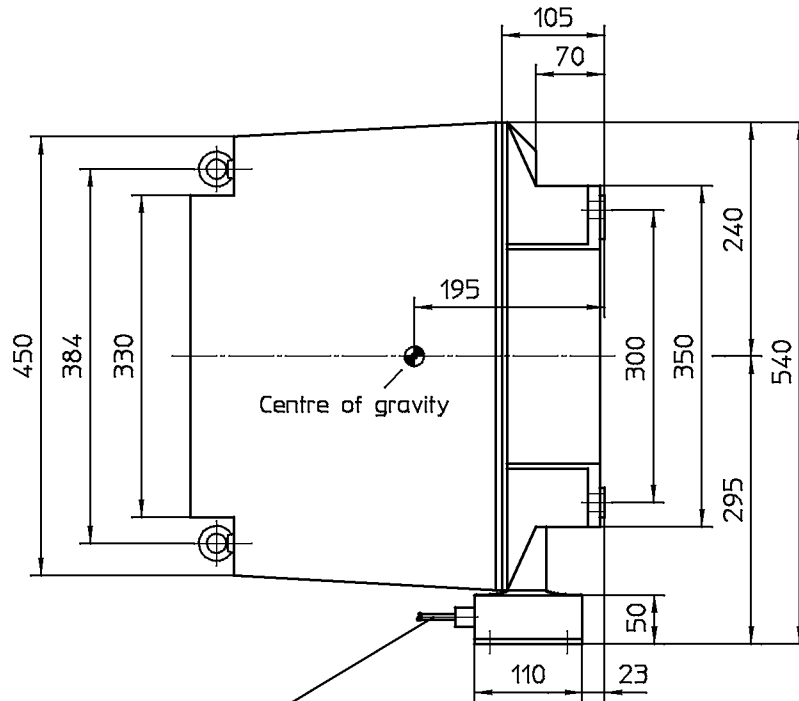
250
15



Gn,min 160 kg
Gn,max 450 kg

Drawing-no. of the characteristic curve data sheet: VIB 11-795
Drawing-no. of the spare part list: VIB 06-395

Mounting elements for	
Taphole	Trough hole
4 x Hexagon screw M16xL ISO 4017 8.8-A2G	4 x Hexagon screw M16xL ISO 4017 8.8-A2G
4 x Spring washer A16 DIN 128 FSt-A2G	8 x Hexagon nut M16 ISO 4032 8-A2G
Maximum length of screw: 70 mm	



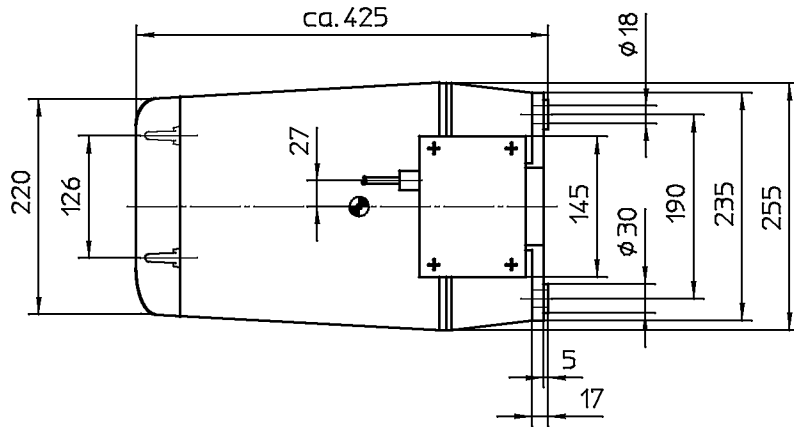
Weight of the vibrator 125 kg

Rubber-sheathed cable
H07RN-F5G 2,5x3350 lg.

Degree of protection: IP55

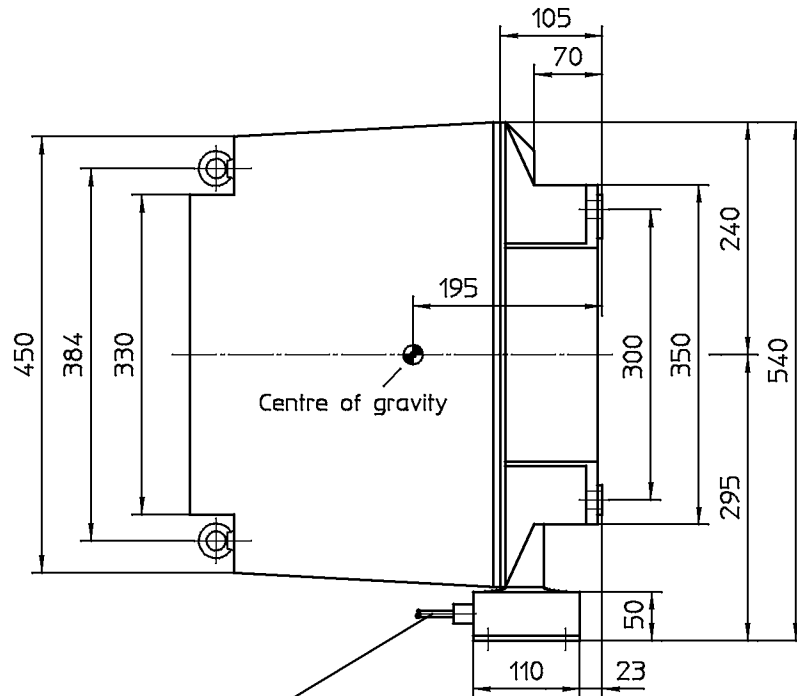
50
14

Please observe protection notes according to DIN 34		Welding-construction EN ISO 15920-BF		Scale 1:5	
ISO 128		Date 25.04.2002		Name Balluse	
Checked		Standard		Description	
N/A		AVITEO® Vibrationstechnik		Magnetic Vibrator MVES 60-1	
Status		Changes		Drawing-no. 04_660_EN	
Date		Name		Version 0	
Date		Name		Page 1 of 1 pages	
Date		Name		Substitute for	
Date		Name		Replaced by	



Gn,min 160 kg
Gn,max 450 kg

Drawing-no. of the characteristic curve data sheet: VIB 11-796
Drawing-no. of the spare part list: VIB 06-396



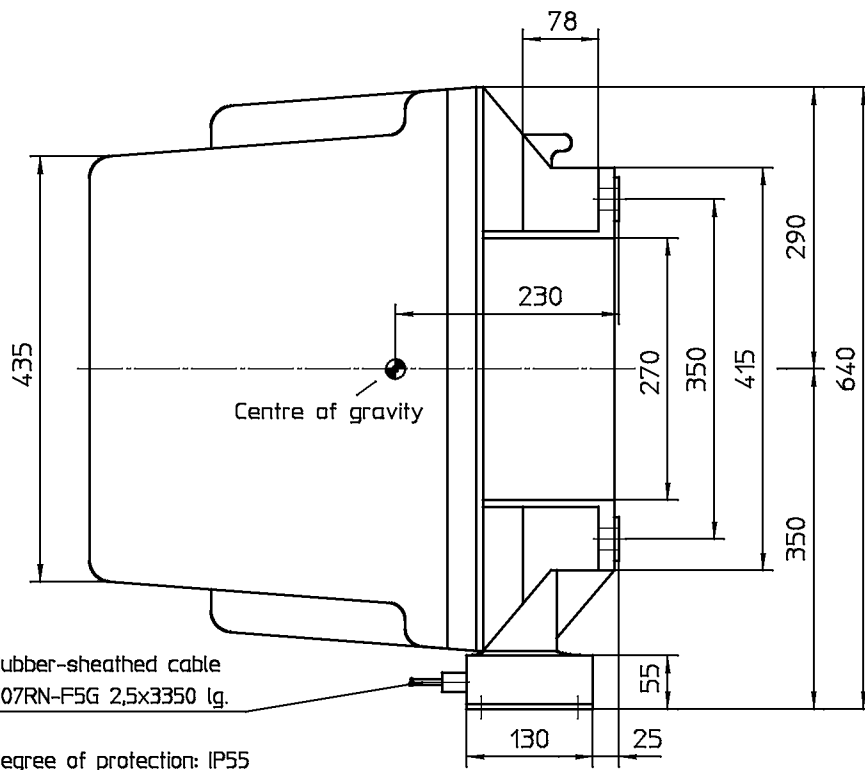
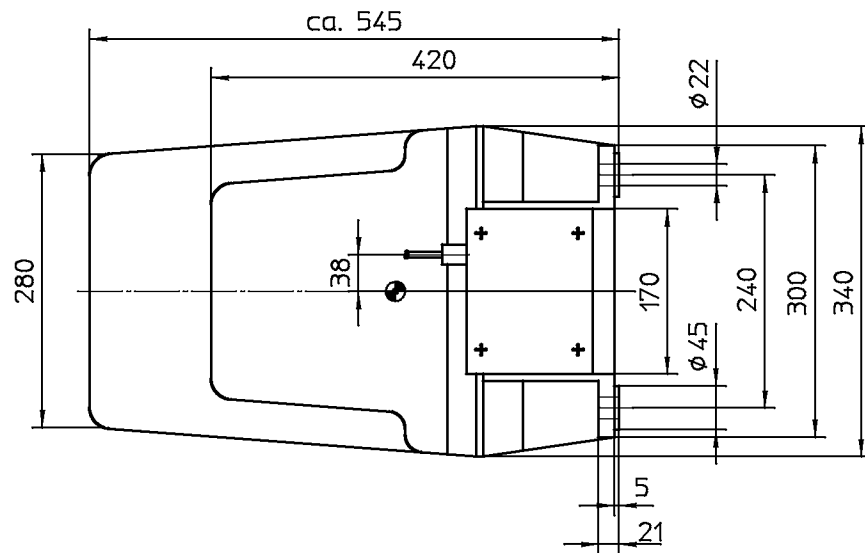
Mounting elements for	
Taphole	Trough hole
4 x Hexagon screw M16xL ISO 4017 8.8-A2G	4 x Hexagon screw M16xL ISO 4017 8.8-A2G
4 x Spring washer A16 DIN 128 FSt-A2G	8 x Hexagon nut M16 ISO 4032 8-A2G
Maximum length of screw: 70 mm	

Weight of the vibrator 125 kg

Rubber-sheathed cable
H07RN-F5G 2,5x3350 lg.

Degree of protection: IP55

Please observe protection notes according to DIN 34		Welding-construction EN ISO 13920-BF		Scale 1:5	
ISO 128		Date 25.04.2002		Name Belfuse	
Drawn		Checked		Standard	
M/3		Description		Magnetic Vibrator	
Status		Changes		Date	
Name		Origin		Substitute for	
Date		Name		Replaced by	
Drawing-no. 04_661_EN		Version 0		Page 1 of 1 pages	



Rubber-sheathed cable
H07RN-F5G 2,5x3350 lg.

Degree of protection: IP55

Gn,min 180 kg
Gn,max 600 kg

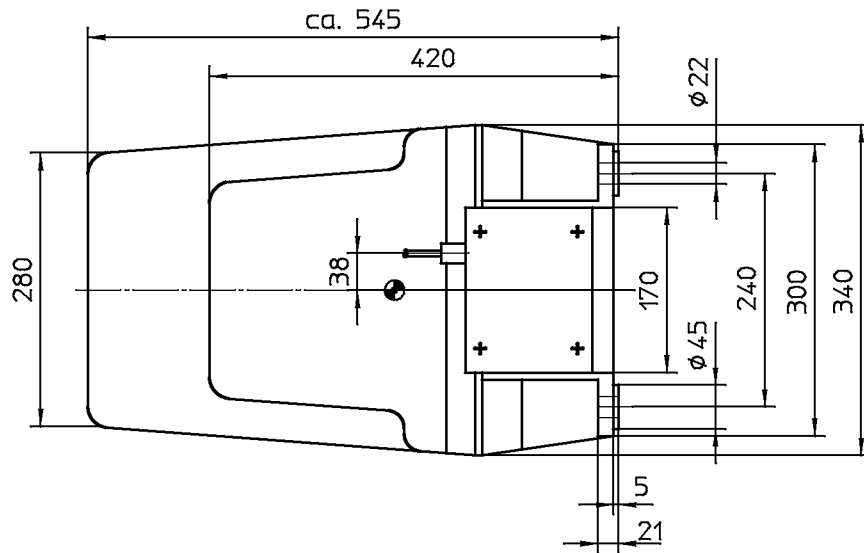
Drawing-no. of the characteristic
curve data sheet: VIB 11-748
Drawing-no. of the spare part list: VIB 06-370

Mounting elements for	
Taphole	Trough hole
4 x Hexagon screw M20xL ISO 4017 8.8-A2G	4 x Hexagon screw M20xL ISO 4017 8.8-A2G
4 x Spring washer A20 DIN 128 FSt-A2G	8 x Hexagon nut M20 ISO 4032 8-A2G
Maximum length of screw: 70 mm	

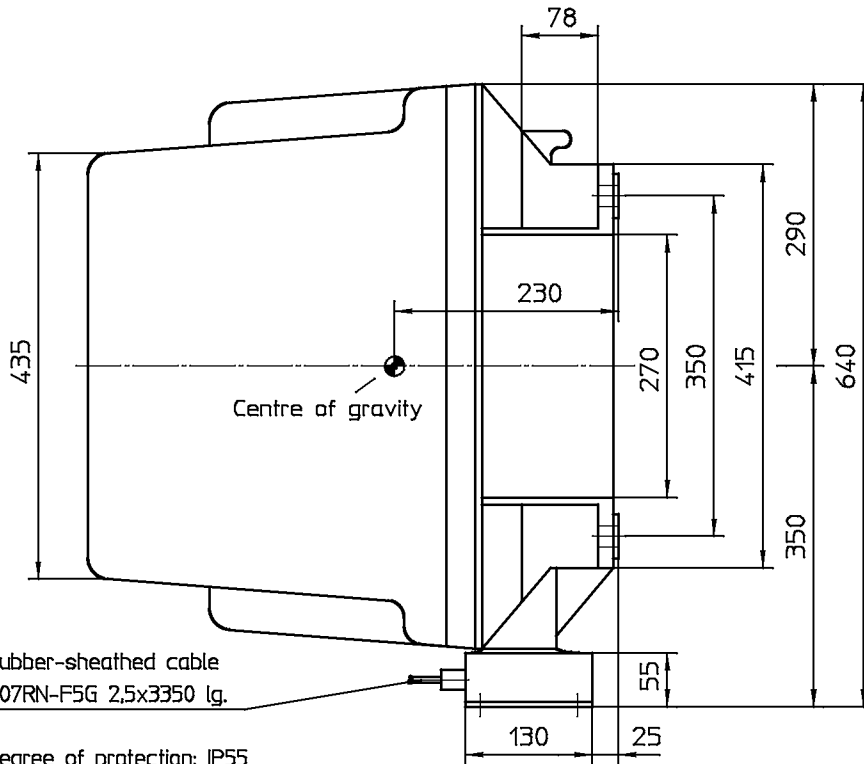
Weight of the vibrator 250 kg

Please observe protection notes according to DIN 34		Welding-construction EN ISO 15920-BF		Scale 1:5	
ISO 128		Date 25.04.2002		Name Beltuse	
Drawn		Checked		Description	
		Standard N/3		Magnetic Vibrator	
				MVF 30-4	
		AVITEQ® Vibrationstechnik		Drawing-no. 04_626_EN	
Status		Date		Version 0	
Changes		Name		Page 1 of 1 pages	
		Origin		Substitute for	
				Replaced by	

250
15



20
13



Rubber-sheathed cable
H07RN-F5G 2,5x3350 lg.

Degree of protection: IP55

Gn,min 190 kg
Gn,max 600 kg

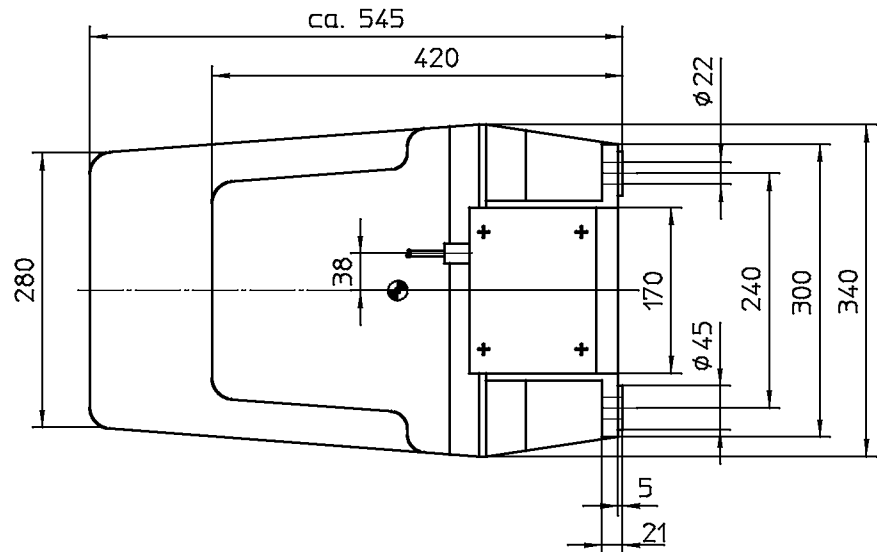
Drawing-no. of the characteristic
curve data sheet: VIB 11-751
Drawing-no. of the spare part list: VIB 06-373

Mounting elements for	
Taphole	Trough hole
4 x Hexagon screw M20xL ISO 4017 8.8-A2G	4 x Hexagon screw M20xL ISO 4017 8.8-A2G
4 x Spring washer A20 DIN 128 FSt-A2G	8 x Hexagon nut M20 ISO 4032 8-A2G
Maximum length of screw: 70 mm	

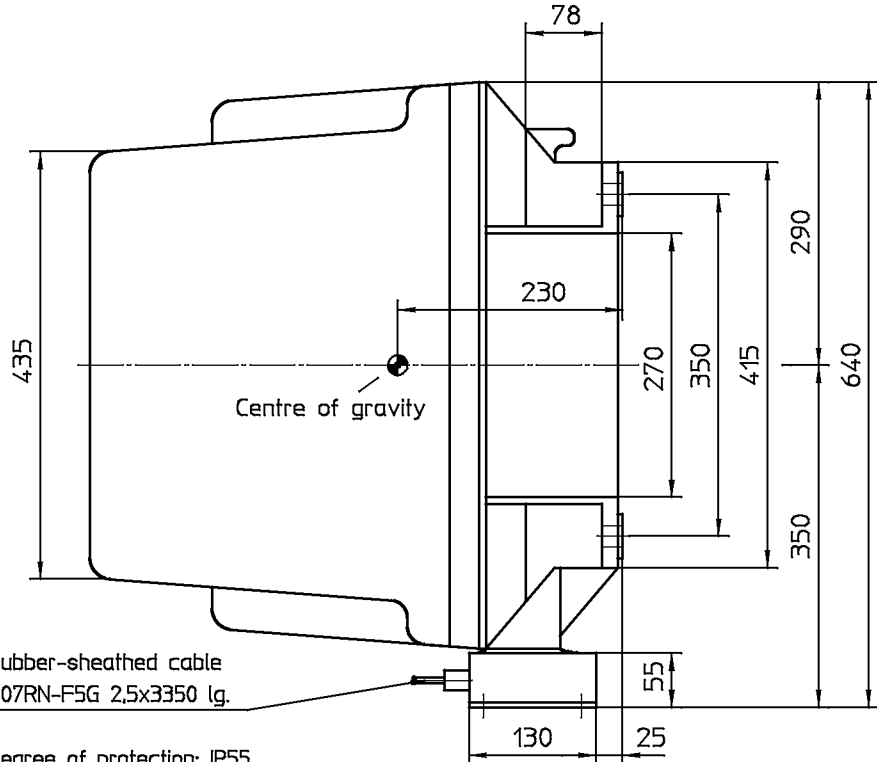
Weight of the vibrator 250 kg

Please observe protection notes according to DIN 34		Welding-construction EN ISO 13920-BF		Scale 1:5	
ISO 128		Date	Name	Description	
		25.04.2002	Beifuss	Magnetic Vibrator	
		Checked		MFV 33-2	
		Standard		Drawing-no.	
		M/3		04_627_EN	
		AVITEO® Vibrationstechnik		Version	Page
				0	1
Status	Changes	Date	Name	Origin	Replaced by
				Substitute for	
					of 1 pages

250
15



250
15



Rubber-sheathed cable
H07RN-F5G 2,5x3350 lg.

Degree of protection: IP55

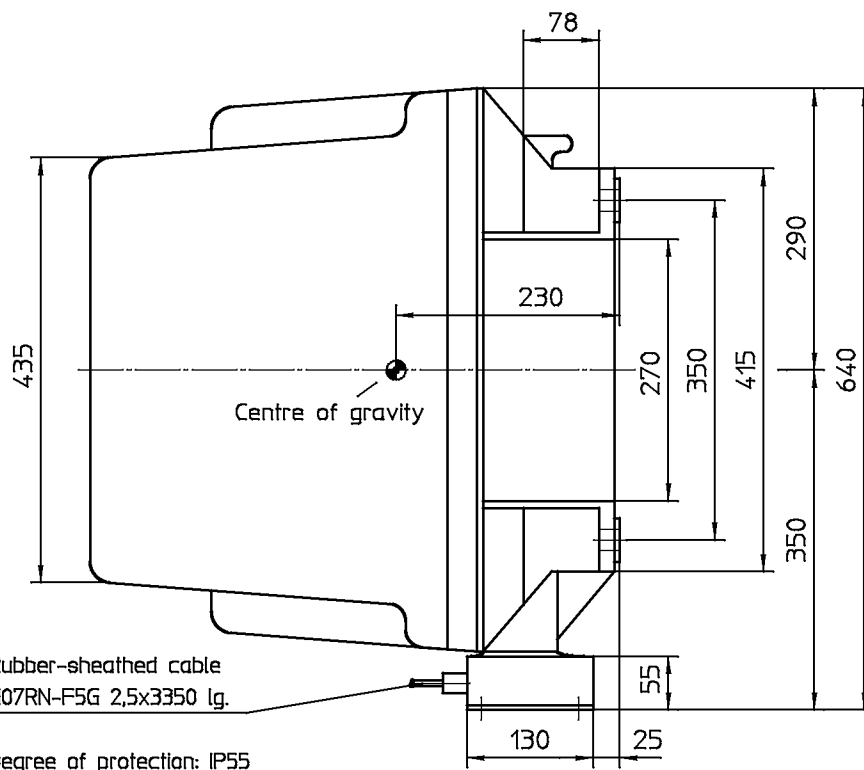
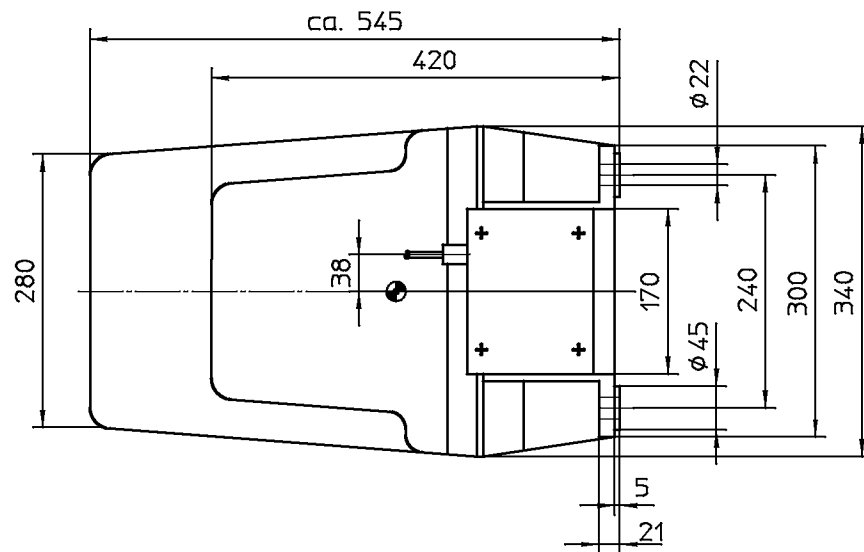
Gn,min 190 kg
Gn,max 600 kg

Drawing-no. of the characteristic curve data sheet: VIB 11-781
Drawing-no. of the spare part list: VIB 06-384

Mounting elements for	
Taphole	Trough hole
4 x Hexagon screw M20xL ISO 4017 8.8-A2G	4 x Hexagon screw M20xL ISO 4017 8.8-A2G
4 x Spring washer A20 DIN 128 FSt-A2G	8 x Hexagon nut M20 ISO 4032 8-A2G
Maximum length of screw: 70 mm	

Weight of the vibrator 250 kg

Please observe protection notes according to DIN 34		Welding-construction EN ISO 13920-BF		Scale 1:5	
ISO 128		Date 25.04.2002		Name Beiluss	
Checked		Standard M/3		Description	
Status		Changes		Date	
Name		Origin		Substitute for	
AVITEQ Vibrationstechnik				Drawing-no. 04_641_EN Verion 0 Page 1 of 1 pages	
Replaced by					



Rubber-sheathed cable
H07RN-F5G 2,5x3350 lg.
Degree of protection: IP55

Gn,min 190 kg
Gn,max 600 kg

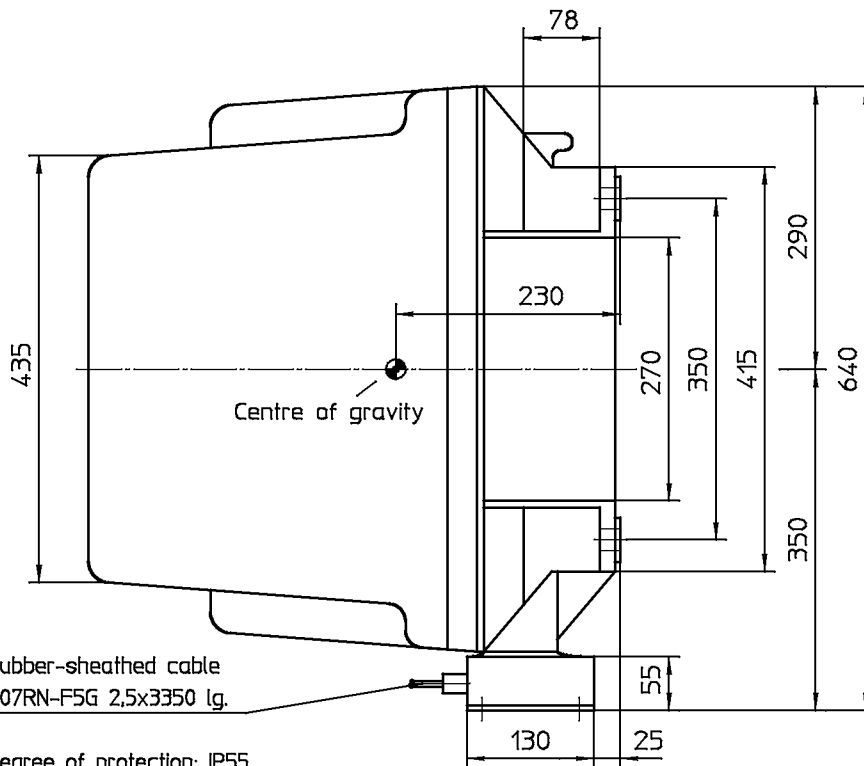
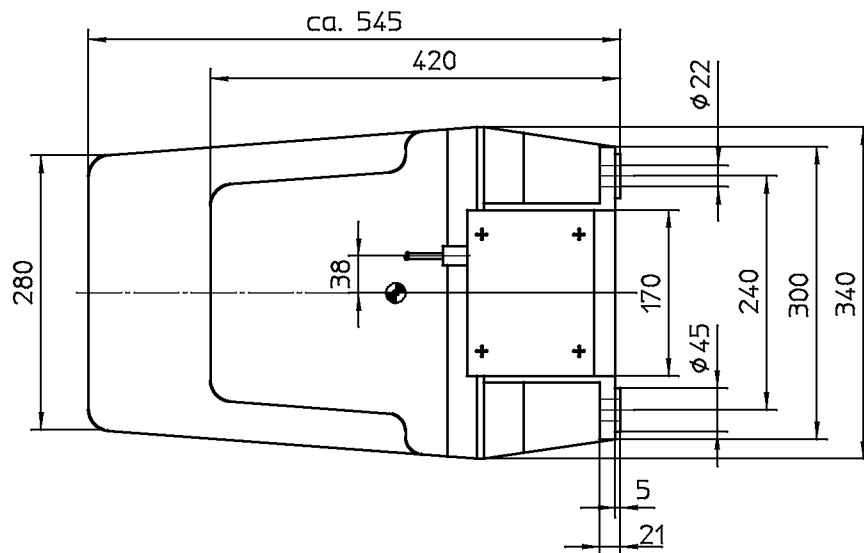
Drawing-no. of the characteristic curve data sheet: VIB 11-782
Drawing-no. of the spare part list: VIB 06-388

Mounting elements for	
Taphole	Trough hole
4 x Hexagon screw M20xL ISO 4017 8.8-A2G	4 x Hexagon screw M20xL ISO 4017 8.8-A2G
4 x Spring washer A20 DIN 128 FSt-A2G	8 x Hexagon nut M20 ISO 4032 8-A2G
Maximum length of screw: 70 mm	

Weight of the vibrator 250 kg

Please observe protection notes according to DIN 34		Welding-construction EN ISO 13920-BF		Scale 1:5		
ISO 128		Date 25.04.2002		Name Beltus		
Drawn		Checked		Description		
Standard 1/3				Magnetic Vibrator		
				MVFS 33-1P		
				Drawing-no. 04_650_EN		
				Version 0		
				Page 1 of 1 pages		
Status	Changes	Date	Name	Origin	Substitute for	Replaced by





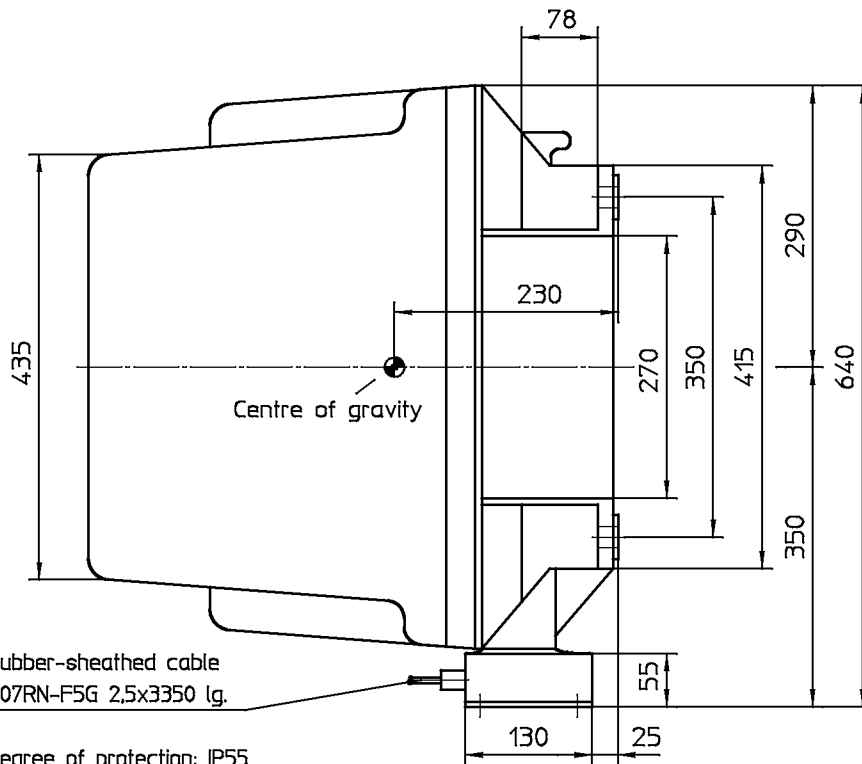
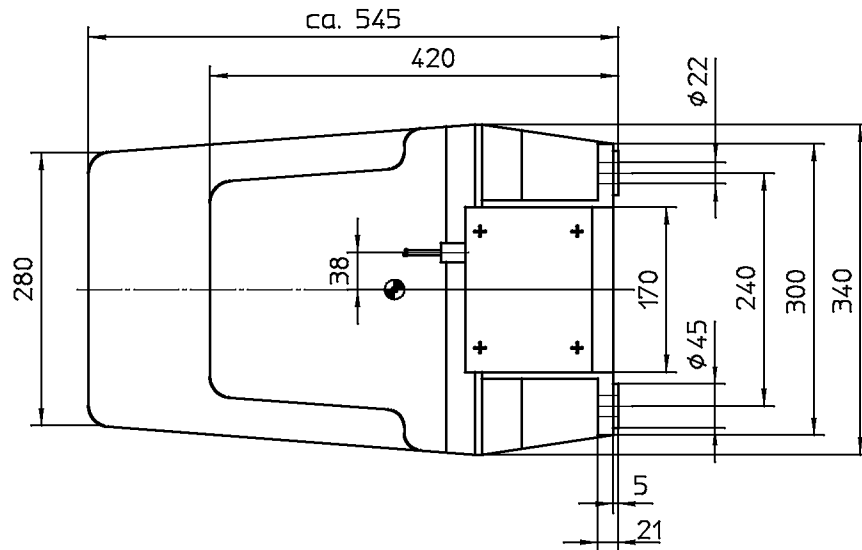
Gn,min 180 kg
Gn,max 600 kg

Drawing-no. of the characteristic curve data sheet: VIB 11-783
Drawing-no. of the spare part list: VIB 06-389

Mounting elements for	
Taphole	Trough hole
4 x Hexagon screw M20xL ISO 4017 8.8-A2G	4 x Hexagon screw M20xL ISO 4017 8.8-A2G
4 x Spring washer A20 DIN 128 FSt-A2G	8 x Hexagon nut M20 ISO 4032 8-A2G
Maximum length of screw: 70 mm	

Weight of the vibrator 250 kg

Please observe protection notes according to DIN 34		Welding-construction EN ISO 13920-BF		Scale 1:5	
ISO 128		Date	Name	Description	
		25.04.2002	Beltuse	Magnetic Vibrator	
		Checked		MVFS 50-2	
		Standard		Drawing-no.	
		W/3		04_652_EN	
		AVITEQ Vibrationstechnik		Version	Page
				0	1
Status	Changes	Date	Name	Origin	Replaced by



Rubber-sheathed cable
H07RN-F5G 2,5x3350 lg.

Degree of protection: IP55

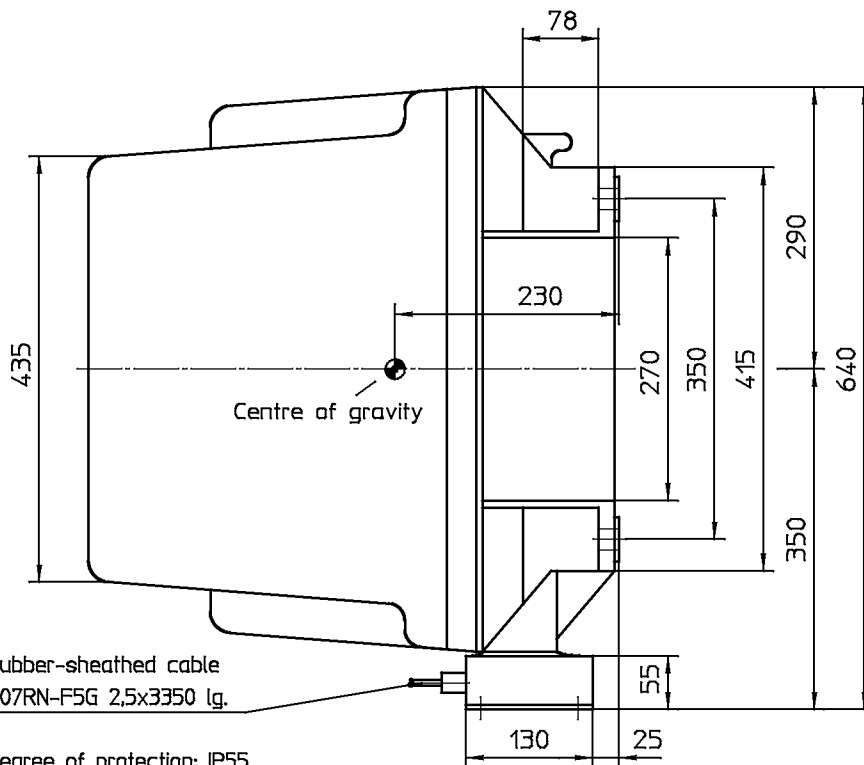
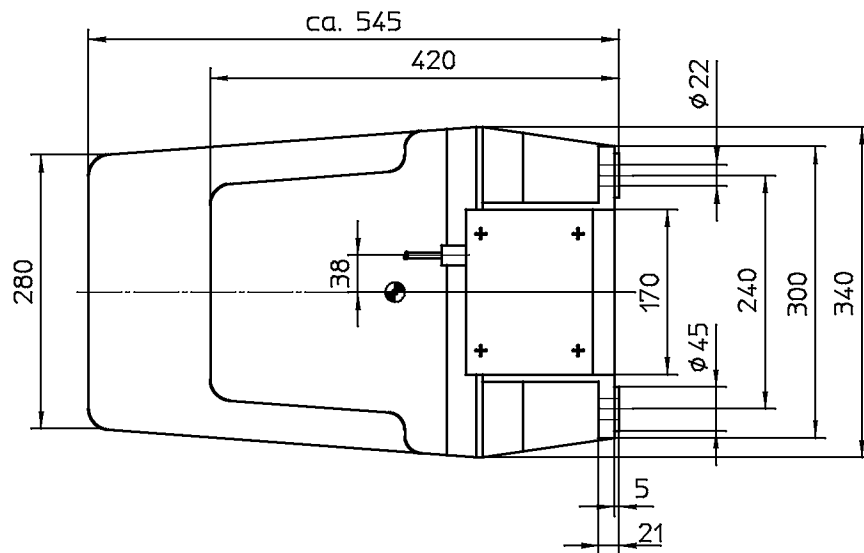
Gn,min 180 kg
Gn,max 600 kg

Drawing-no. of the characteristic
curve data sheet: VIB 11-784
Drawing-no. of the spare part list: VIB 06-390

Mounting elements for	
Taphole	Trough hole
4 x Hexagon screw M20xL ISO 4017 8.8-A2G	4 x Hexagon screw M20xL ISO 4017 8.8-A2G
4 x Spring washer A20 DIN 128 FSt-A2G	8 x Hexagon nut M20 ISO 4032 8-A2G
Maximum length of screw: 70 mm	

Weight of the vibrator 250 kg

Please observe protection notes according to DIN 34		Welding-construction EN ISO 13920-BF		Scale 1:5	
ISO 128		Date	Name	Description	
		Drawn 25.04.2002	Reifuse	Magnetic Vibrator	
		Checked		MVFS 50-2P	
		Standard		Drawing-no. 04_651_EN	
		W3		Version 0	Page 1 of 1 pages
		AVITEO Vibrationstechnik		Substitute for	Replaced by
Status	Changes	Date	Name	Origin	



Rubber-sheathed cable
H07RN-F5G 2,5x3350 lg.

Degree of protection: IP55

Gn,min 210 kg
Gn,max 600 kg

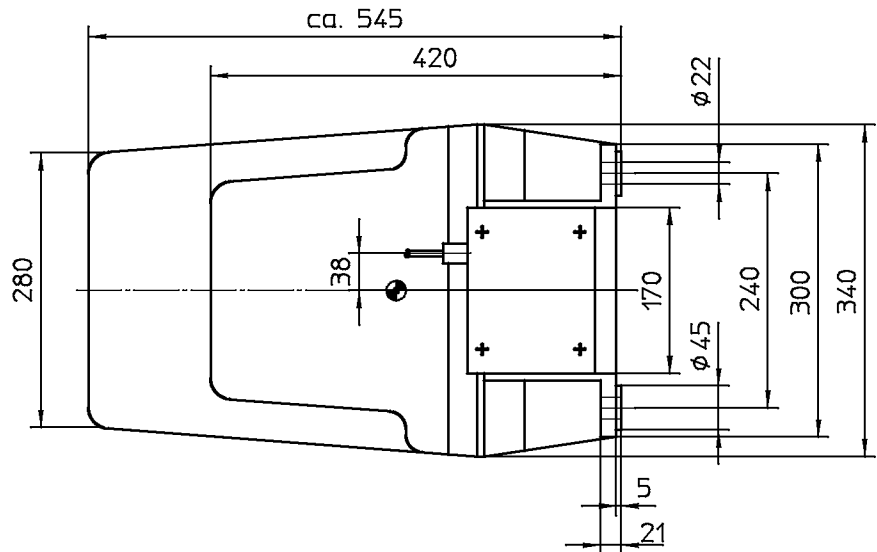
Drawing-no. of the characteristic
curve data sheet: VIB 11-797
Drawing-no. of the spare part list: VIB 06-397

Mounting elements for	
Taphole	Trough hole
4 x Hexagon screw M20xL ISO 4017 8.8-A2G	4 x Hexagon screw M20xL ISO 4017 8.8-A2G
4 x Spring washer A20 DIN 128 FSt-A2G	8 x Hexagon nut M20 ISO 4032 8-A2G
Maximum length of screw: 70 mm	

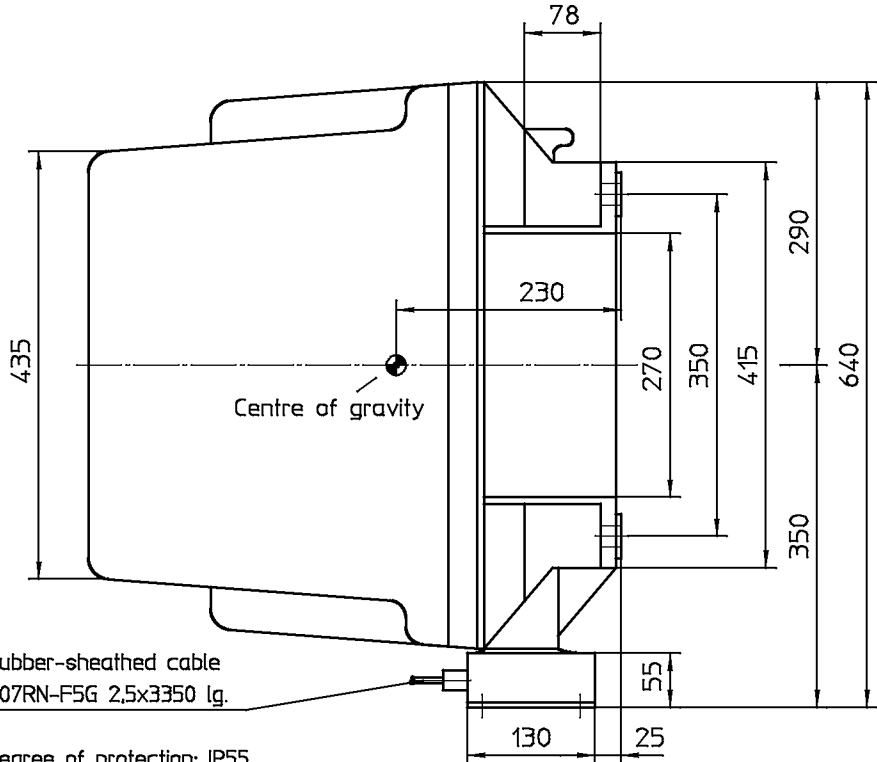
Weight of the vibrator 250 kg

Please observe protection notes according to DIN 34		Welding-construction EN ISO 13920-BF		Scale 1:5	
ISO 128		Date 25.04.2002		Name Bellus	
Checked		Standard W/3		Description	
Status		Changes		Date	
Name		Origin		Substitute for	
AVITEQ® Vibrationstechnik				Drawing-no. 04_662_EN Version 0 Page 1 of 1 pages	
Replaced by				Replaced by	

250
B



50
A



Rubber-sheathed cable
H07RN-F5G 2,5x3350 lg.

Degree of protection: IP55

Gn,min 220 kg
Gn,max 600 kg

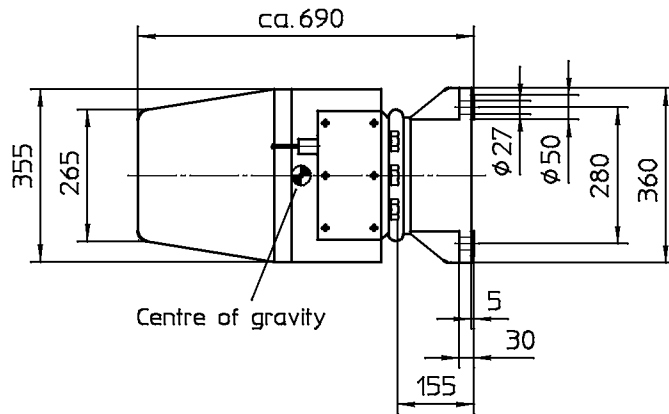
Drawing-no. of the characteristic curve data sheet: VIB 11-798
Drawing-no. of the spare part list: VIB 06-398

Mounting elements for	
Taphole	Trough hole
4 x Hexagan screw M20xL ISO 4017 8.8-A2G	4 x Hexagan screw M20xL ISO 4017 8.8-A2G
4 x Spring washer A20 DIN 128 FSt-A2G	8 x Hexagan nut M20 ISO 4032 8-A2G
Maximum length of screw: 70 mm	

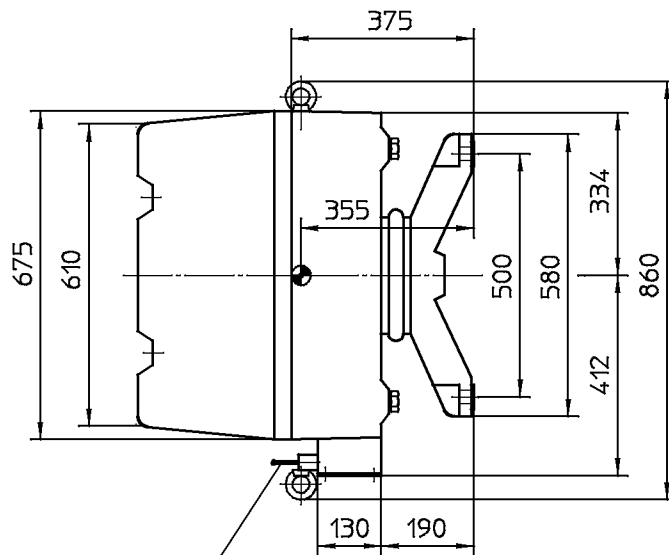
Weight of the vibrator 250 kg

Please observe protection notes according to DIN 34		Welding-construction EN ISO 13920-BF		Scale 1:5	
ISO 128		Date	Name	Description	
		25.04.2002	Beituss	Magnetic Vibrator	
		Checked		MVFS 60-2P	
		Standard		Drawing-no.	
		W/3		04_663_EN	
				Version	Page
				0	1
Status	Changes	Date	Name	Origin	Substitute for
					Replaced by

250
15



Centre of gravity



Rubber-sheathed cable
H07RN-F5G 2,5x3350 lg.

Degree of protection: IP55

Gn,min 300 kg
Gn,max 900 kg

Drawing-no. of the characteristic
curve data sheet VIB 11-758
Drawing-no. of the spare part list: VIB 06-264

Mounting elements for	
Taphole	Trough hole
4 x Hexagon screw M24xL ISO 4017 8.8-A2G	4 x Hexagon screw M24xL ISO 4017 8.8-A2G
4 x Spring washer A24 DIN 128 FSt-A2G	8 x Hexagon nut M24 ISO 4032 8-A2G
Maximum length of screw: 130 mm	

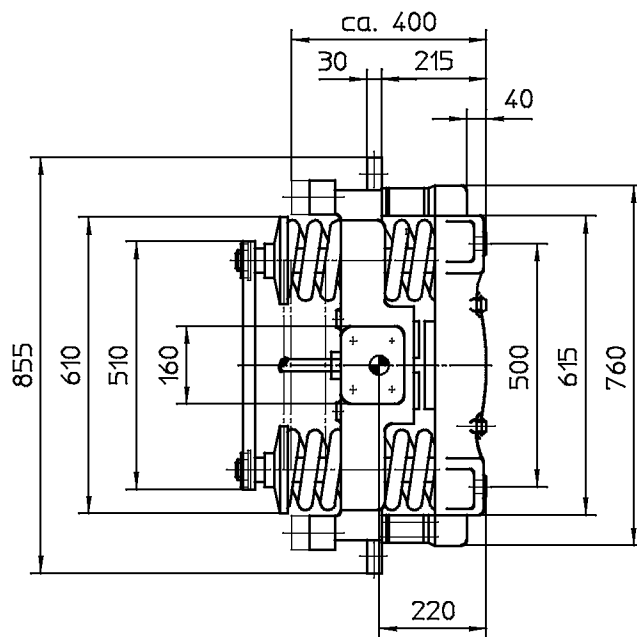
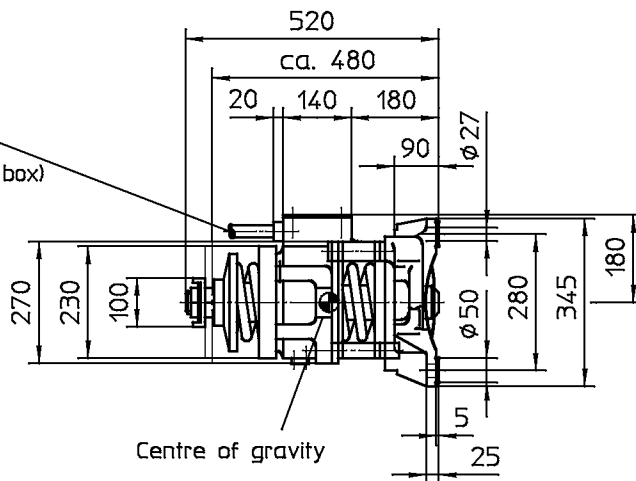
Weight of the vibrator 335 kg

Please observe protection notes according to DIN 34		Welding-construction EN ISO 13920-BF		Scale 1:10	
ISO 128		Date 25.04.2002		Name Beifuss	
		Checked		Description	
		Standard		Magnetic Vibrator	
		M/G		MVG 33-1	
		AVITEO® Vibrationstechnik		Drawing-no. 04_632_EN	
Status		Date		Version 0	
Changes		Name		Page 1	
		Origin		of 1 pages	
				Substitute for	
				Replaced by	

270
15

Rubber-sheathed cable
H07RN-F3G 2,5x3000 lg.

Degree of IP55 (Terminal box)
protection IP25 (Vibrator)



Gn,min 165 kg
Gn,max 450 kg

Drawing-no. of the characteristic
curve data sheet VIB 11-753
Drawing-no. of the spare part list: VIB 06-137

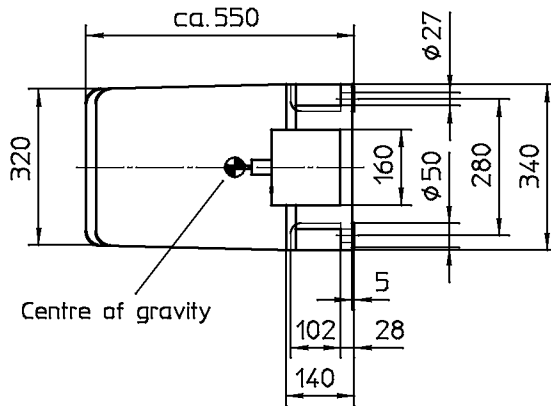
Mounting elements for	
Taphole	Trough hole
4 x Hexagon screw M24xL ISO 4017 8.8-A2G	4 x Hexagon screw M24xL ISO 4017 8.8-A2G
4 x Spring washer A24 DIN 128 FSt-A2G	8 x Hexagon nut M24 ISO 4032 8-A2G
Maximum length of screw: 130 mm	

Weight of the vibrator 270 kg

50
14

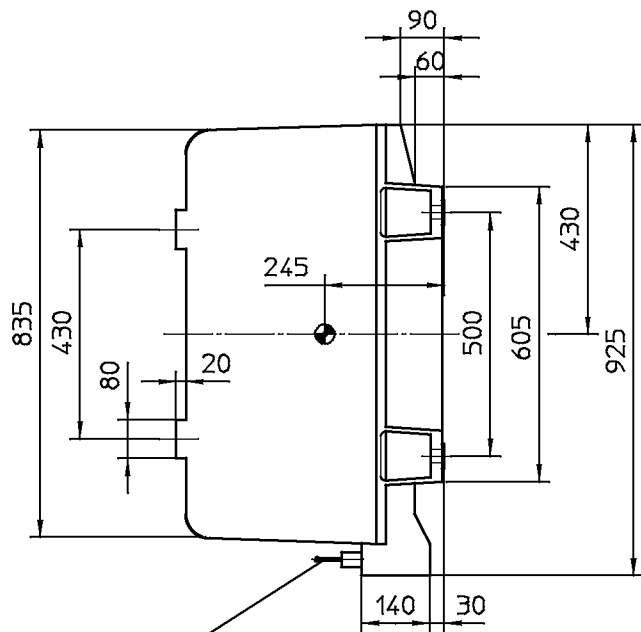
Please observe protection notes according to DIN 34		Welding-construction EN ISO 13920-BF		Scale 1:10	
ISO 128		Date	Name	Description	
		25.04.2002	Beltius	Magnetic Vibrator	
		Checked		MVG 50-11	
		Standard		Drawing-no.	
		M/3		04_634_EN	
		AVITEO® Vibrationstechnik		Version	Page
				0	1
Status	Change	Date	Name	Origin	of 1 page
				Substitute for	Replaced by

250



Gn,min 180 kg
Gn,max 450 kg

Drawing-no. of the characteristic curve data sheet VIB 11-752
Drawing-no. of the spare part list: VIB 06-099



Mounting elements for	
Taphole	Trough hole
4 x Hexagon screw M24xL ISO 4017 8.8-A2G	4 x Hexagon screw M24xL ISO 4017 8.8-A2G
4 x Spring washer A24 DIN 128 FSt-A2G	8 x Hexagon nut M24 ISO 4032 8-A2G
Maximum length of screw: 80 mm	

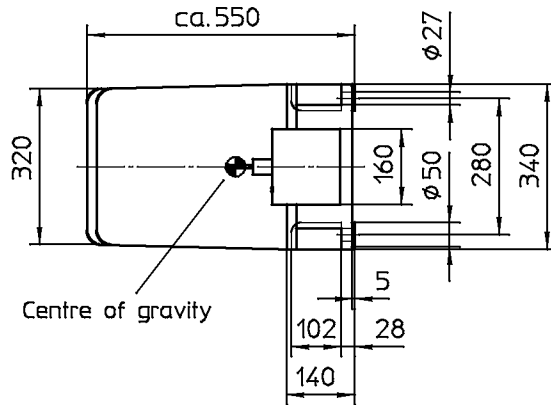
Weight of the vibrator 310 kg

Rubber-sheathed cable
H07RN-F3G 2,5x3000 lg.

Degree of protection: IP55

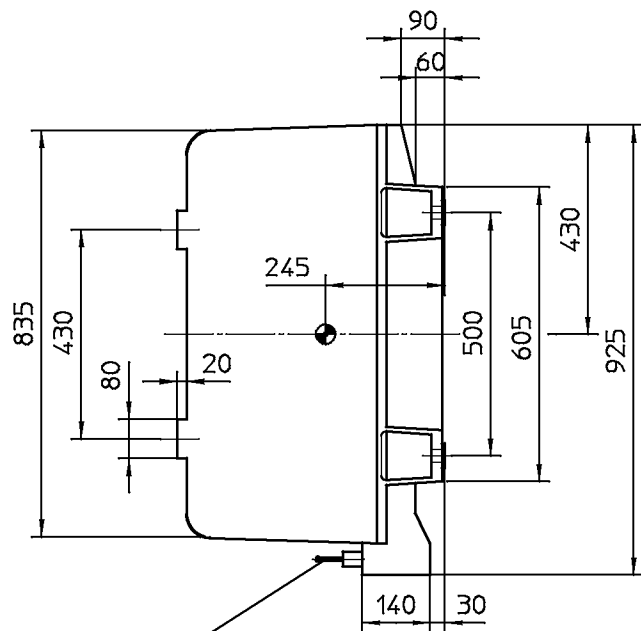
Please observe protection notes according to DIN 34		Welding-construction EN ISO 13920-BF		Scale 1:10	
ISO 128		Date 25.04.2002		Name Reiffuse	
Checked		Standard		Description	
N/S		AVITEO® Vibrationstechnik		Magnetic Vibrator MVG 50-2	
Status		Changes		Drawing-no. 04_633_EN	
Date		Name		Version 0	
Origin		Substitute for		Page 1 of 1 page	
		Replaced by			

250
15



Gn,min 180 kg
Gn,max 450 kg

Drawing-no. of the characteristic curve data sheet VIB 11-681
Drawing-no. of the spare part list: VIB 06-135



Mounting elements for	
Taphole	Trough hole
4 x Hexagon screw M24xL ISO 4017 8.8-A2G	4 x Hexagon screw M24xL ISO 4017 8.8-A2G
4 x Spring washer A24 DIN 128 FSt-A2G	8 x Hexagon nut M24 ISO 4032 8-A2G
Maximum length of screw: 80 mm	

Weight of the vibrator 310 kg

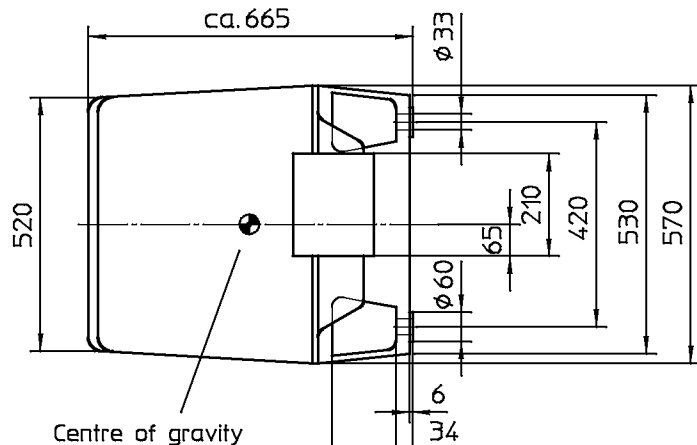
Rubber-sheathed cable
H07RN-F3G 2,5x3000 lg.

Degree of protection: IP55

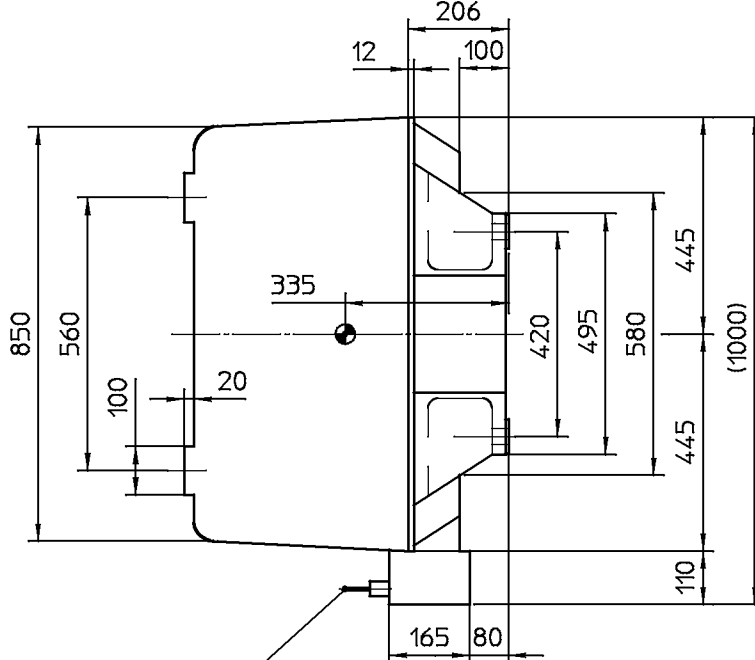
14

Please observe protection notes according to DIN 34		Welding-construction EN ISO 13920-BF		Scale 1:10	
ISO 128		Date 25.04.2002		Name Beifuss	
		Checked		Description	
		Standard		Magnetic Vibrator	
		M/G		MVG 60-2	
		AVITEO® Vibrationstechnik		Drawing-no. 04_644_EN	
Status		Changes		Version 0	
Date		Name		Page 1	
Origin		Substitute for		of 1 pages	
		Replaced by			

250 B



Centre of gravity



Rubber-sheathed cable
H07RN-F3G 6x4000 lg.

Degree of protection: IP55

50 14

Gn,min 520 kg
Gn,max 1200 kg

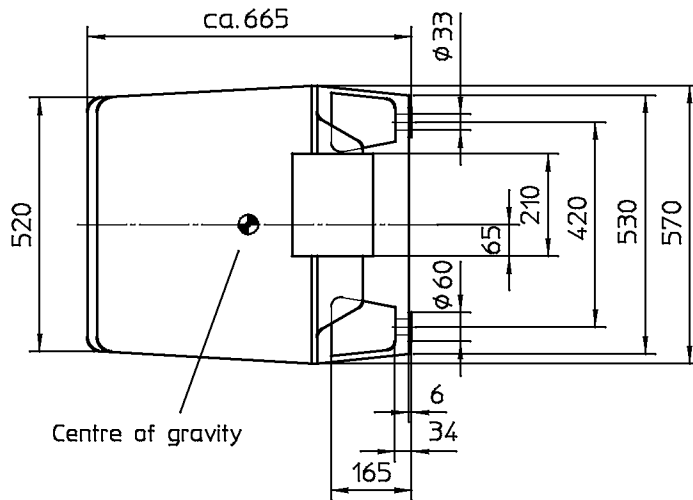
Drawing-no. of the characteristic curve data sheet VIB 11-760
Drawing-no. of the spare part list: VIB 06-067

Mounting elements for	
Taphole	Trough hole
4 x Hexagon screw M30xL ISO 4017 8.8-A2G	4 x Hexagon screw M30xL ISO 4017 8.8-A2G
4 x Spring washer A30 DIN 128 FSt-A2G	8 x Hexagon nut M30 ISO 4032 8-A2G
Maximum length of screw: 110 mm	

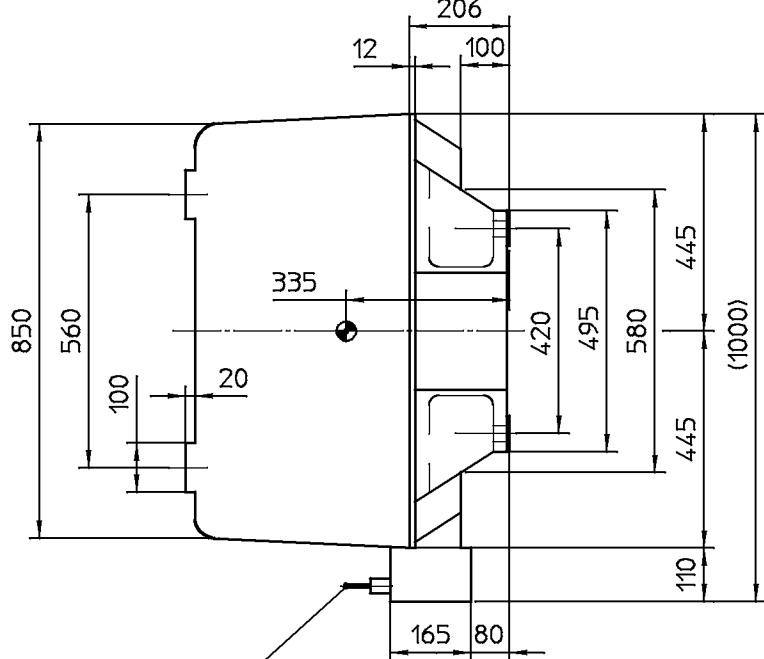
Weight of the vibrator 700 kg

Please observe protection notes according to DIN 34		Welding-construction EN ISO 13920-BF		Scale 1:10	
ISO 128		Date 22.04.2002		Name Baillone	
Checked		Standard N/3		Description	
Status		Changes		Date	
Name		Origin		Substitute for	
Replaced by		Drawing-no. 04_637_EN		Version 0	
Page 1 of 1 page		AVITEO® Vibrationstechnik			

20
15



Centre of gravity



Rubber-sheathed cable
H07RN-F3G 6x4000 lg.

Degree of protection: IP55

50
11

Gn,min 520 kg
Gn,max 1200 kg

Drawing-no. of the characteristic
curve data sheet VIB 11-761
Drawing-no. of the spare part list: VIB 06-170

Mounting elements for	
Taphole	Trough hole
4 x Hexagon screw M30xL ISO 4017 8.8-A2G	4 x Hexagon screw M30xL ISO 4017 8.8-A2G
4 x Spring washer A30 DIN 128 FSt-A2G	8 x Hexagon nut M30 ISO 4032 8-A2G
Maximum length of screw: 110 mm	

Weight of the vibrator 780 kg

Please observe protection notes according to DIN 34		Welding-construction EN ISO 13920-BF		Scale 1:0	
ISO 128		Date 22.04.2002		Name Beltius	
Drawn		Checked		Standard W/3	
Description				Magnetic Vibrator MVH 60-2	
Drawing-no. 04_645_EN				Version 0	
Substitute for				Replaced by	
Status	Changes	Date	Name	Origin	Page 1 of 1 page