






Weiteq

BELT WEIGH FEEDER
WBF - Series

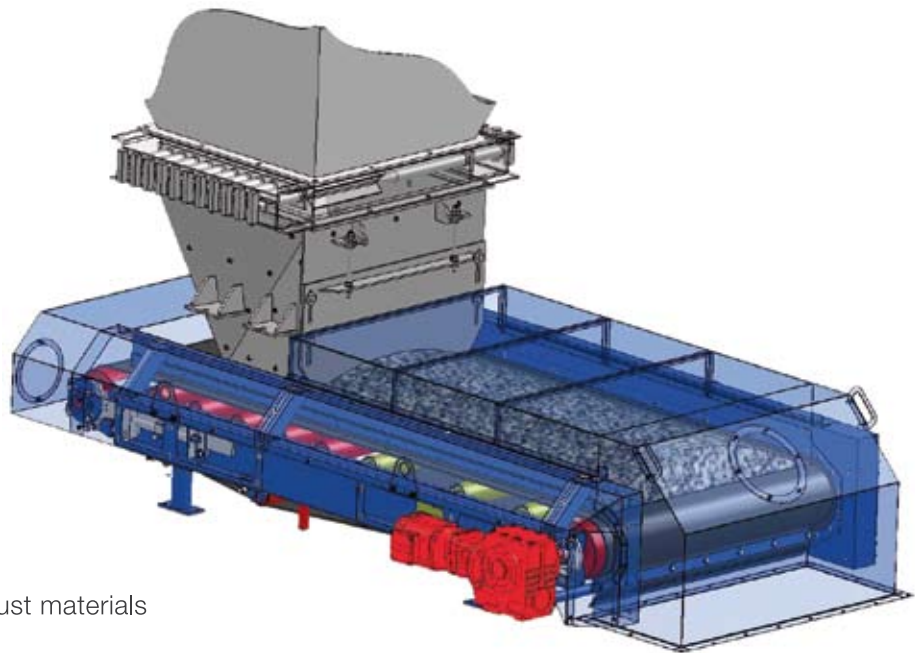


WEITEQ Belt Weigh Feeder

WBF-Series

For feeding a wide range of bulk materials from free flowing to bridging

- High long- and short-term accuracy
- Robust construction allows ease of installation and belt replacement
- Customized feeder sizes, belt type and feed hopper based on bulk material handling experience
- Special solutions for high-accuracy feeding and heavy duty operating condition
- Can be used with different types of feeding equipment and directly at the silo outlet



WBF – L Low Feed Rate

- For light weight powder and dust materials
- Feed rate up to 30 t/h

WBF – H High Feed Rate

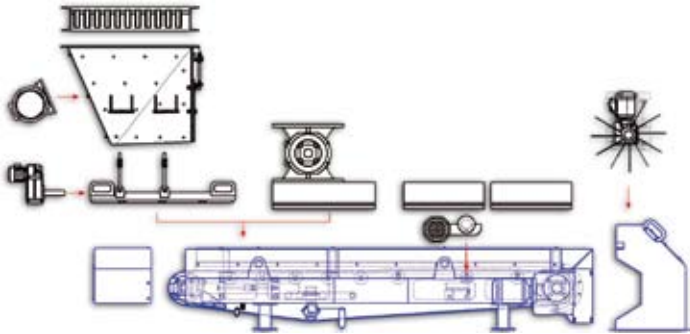
- For difficult to handle heavy bulk materials, also with problematic characteristics
- Feed rates up to 1500 t/h
- For applications with high material loads from silos output

WBF – M Medium Feed Rate

- For a wide range of bulk solids
- Feed rates up to 200 t/h
- For applications with high and medium material loads

Features

- Stable material feeding
- Batch material
- Pre-feeder control
- Automatic weigh feeder calibration during operation



Standard configuration

- Robust conveyor frame, designed for increased torsion and bending stress for heavy duty applications
- Weighing bridge with direct loading on load cells
- All rollers are permanently lubricated
- Gear-motor with speed transducer
- Frequency converter (integrated or for installation in a cabinet)
- Motor installation on the left or right side
- Endless vulcanize weighing belt for material temperature up to 80°C
- Screw tensioning rear pulley for easy belt tension and fast lateral belt exchanging
- Automatic belt centering and tension station
- Cleaning scrapers for pulleys, internal and external belt surface
- Dust protected skirt board and discharge hood with rubber sealing
- Weighing electronic, enclosure IP65
- Local control unit

Application

- Components feeding for blending
- Feeding of additives
- Batch charging
- Wagon and truck loading
- Feeding and control systems for mills, crushers and mixers

Display information

- Actual material feed rate (t/h)
- Totalized weight of material (t)
- Belt loading (kg/m), Belt speed (m/s)
- Material counters, incl. permanent counter
- Calibration setting and check weight functions
- Input/Output parameterization
- Error reports
- Optional Modbus, Profibus DP, Ethernet interface

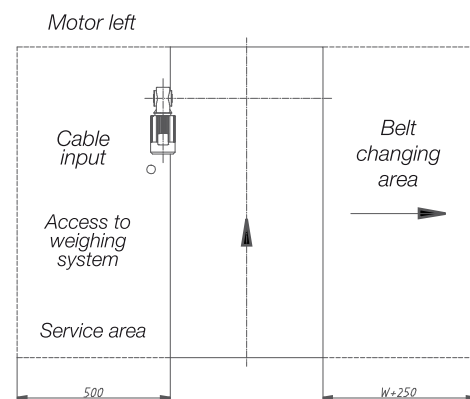
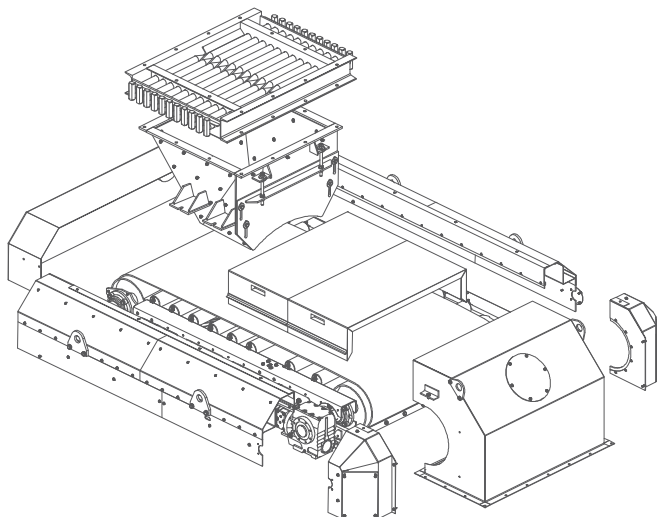
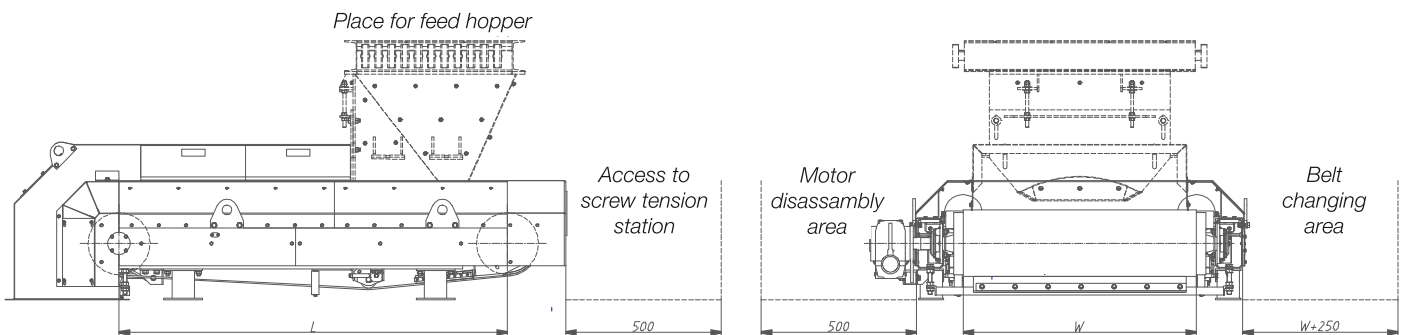
Options

- Needle gate
- Feed hopper (design in accordance with material requirements)
- Discharge equipment (rotary valves,...)
- Cut off gate for hot material
- Dust covers
- Second weigh bridge
- Belt drift- and slipping sensor
- Rollers and pulleys rubberized
- Belts in special design (for temperature up to 170°C, corrugated edges, with integrated switching flag)
- Test weight station
- Discharge roller
- Online calibration

Technical Data

WEITEQ TYPE	WBF - L	WBF - M	WBF - H
Belt width W (mm)	300 - 800	800 - 1400	1200 - 2000
Pulley Centres L (mm)	from 1300 to 4000 > on request	from 1500 to 6000 > on request	from 2000 to 10000 > on request
Feed rate (t/h)	up to 30	up to 200	up to 1500
Control range	1:5 to 1:50	1:5 to 1:50	1:5 to 1:50
Accuracy actual value (%)	±0.5 (±0.25 on request)	±0.5 (±0.25 on request)	±0.5 (±0.25 on request)
Bulk density (t/m ³)	0.2 - 1.5	0.5 - 2.0	0.7 - 3.5
Material temperature max.	+80°C (optional: +170°C)	+80°C (optional: +170°C)	+80°C (optional: +170°C)
Operation temperature Protection class	-35°C to +45°C IP65 / IP68	-35°C to +45°C IP65 / IP68	-35°C to +45°C IP65 / IP68

Dimensions



Weiteq GmbH

Im Gotthelf 16
D - 65795 Hattersheim

PHONE : +49 (0)6145 503 99 41
FAX : +49 (0)6145 503 99 42

WEB : www.weiteq.com
MAIL : info@weiteq.com